

**Gulf Navigation Holding PJSC**

**Reports and consolidated financial statements  
For the year ended 31 December 2019**

## **Gulf Navigation Holding PJSC**

	<b>Pages</b>
<b>Directors' report</b>	<b>1 - 2</b>
<b>Independent auditor's report</b>	<b>3 - 8</b>
<b>Consolidated statement of financial position</b>	<b>9</b>
<b>Consolidated statement of profit or loss and other comprehensive income</b>	<b>10</b>
<b>Consolidated statement of changes in equity</b>	<b>11</b>
<b>Consolidated statement of cash flows</b>	<b>12</b>
<b>Notes to the consolidated financial statements</b>	<b>13 - 63</b>

## **DIRECTORS' REPORT FOR THE YEAR ENDED 31 DECEMBER 2019**

The Directors submit their report and consolidated financial statements of Gulf Navigation Holding PJSC (“the Company”) and its subsidiaries (collectively referred to as “the Group”) for the year ended 31 December 2019. These will be laid before the shareholders at the Annual General Meeting of the Company, which is scheduled to be held sometime within the first half of 2020.

### **Principal activities**

The Group is primarily engaged in marine transportation of commodities, chartering vessels, shipping services, marine transport under special passenger and merchant contracts, clearing and forwarding services and container loading, unloading, discharging and packaging services.

### **Results and appropriation of profit**

The results of the Group for the year ended 31 December 2019 are set out on page 10 of these consolidated financial statements.

### **Going concern**

As of 31 December 2019, the Group’s current liabilities exceeded its current assets by AED 151,995 thousand (2018: AED 344,951 thousand) and the Group has accumulated losses amounting to AED 445,195 thousand (2018: AED 120,263 thousand). The Group has incurred losses of AED 326,977 thousand (2018: AED 39,906 thousand) for the year then ended. Further the Group has breached its financial covenants with its lenders for term loan IV thereby rendering the loan to be technically payable on demand [as disclosed in Note 18(d)]. Moreover, the Group has been unable to pay its outstanding debts.

Although these events indicate that there exists a material uncertainty that casts significant doubt on the Group’s ability to continue as a going concern, the management and the Board of Directors have developed a new business plan to ensure the going concern of the Group and have therefore prepared these consolidated financial statements on this basis.

As per the business plan, the Group is in the process of issuing an Islamic non-convertible Sukuk amounting to AED 125,000 thousand by way of a private placement. Subsequent to the year end, on 16 January 2020, the Board of Directors passed a resolution to issue such Islamic non-convertible sukuk. The Group has obtained approval from the regulatory authority on 12 Mar 2020 and will seek the required approval of the shareholders at the forthcoming general meeting to be held on 29 March 2020. As per the business plan, the proceeds from issuance of the Islamic non-convertible sukuk will be utilized to settle overdue liabilities, repayment of debts and to meet the working capital requirements.

Further, the Board of Directors are also considering all options to reinforce the capital structure of the Group. In this context, discussions are also being had with the Group’s bankers to extend the payment obligations of the existing facilities with the aim of establishing an appropriate long-term capital structure for the business.

The Board of Directors, after considering the above-mentioned facts and reviewing the Group’s cash flow forecasts, for a period of not less than twelve months, subject to the approval at the general meeting for the issuance of the Islamic non-convertible sukuk, have a reasonable expectation that the Group will have adequate resources to continue its operational existence for the foreseeable future. The Group therefore continues to adopt the going concern basis in preparing these consolidated financial statements.

## **DIRECTORS' REPORT FOR THE YEAR ENDED 31 DECEMBER 2019 (continued)**

### **Directors**


The directors of the Company during the year were as follows:

Mr. Saeed Mubarak Rashed Al Hajeri (Chairman) – Appointed Date 15/04/2019  
Mr. Ahmed Essa Ahmed Hareb Al Falahi (Vice Chairman) – Appointed Date 15/04/2019  
Mr. Usama Mohamed Ali Al Barwani (Director) – Appointed Date 15/04/2019  
Mr. Nureddin Sharif Mousa Schweil (Director) – Appointed Date 15/04/2019  
Mr. Abdul Rahman Mahmoud Abdul Rahman Mohamad Al Afifi (Director)  
Mr. Ahmad Mohamed Fathi Kilani (Director)  
Mr. Ajit Vijay Joshi (Director) - Appointment Date 13/01/2019  
Mr. Mohammad Ziad Tariq Raslan Alhawari (Director) - Resignation Date 07/01/2019  
Mr. Abdulla Saeed Abdulla Brook Alhemeiri (Chairman) – until 15/04/2019  
Mr. Anas Sobhi Ahmed Atatreh (Vice Chairman) – until 15/04/2019  
Mr. Magid Attalla Al-Shamrokh (Director) – until 15/04/2019  
Mr. Mustafa Ghazi Kheriba (Director) - Appointment Date 1/01/2019 until 15/04/2019

### **Auditors**

The consolidated financial statements of the Group have been audited by Deloitte & Touche (M.E.).

Signed by:



**Saeed Mubarak Rashed Al Hajeri**  
**Chairman**

## INDEPENDENT AUDITOR'S REPORT

**The Shareholders**  
**Gulf Navigation Holding PJSC**  
**Dubai**  
**United Arab Emirates**

### REPORT ON THE AUDIT OF THE CONSOLIDATED FINANCIAL STATEMENTS

#### Opinion

We have audited the accompanying consolidated financial statements of **Gulf Navigation Holding PJSC** (the "Company") **and its subsidiaries** (together the "Group"), which comprise the consolidated statement of financial position as at 31 December 2019, and the consolidated statement of profit or loss and other comprehensive income, consolidated statement of changes in equity and consolidated statement of cash flows for the year then ended and notes to the consolidated financial statements, including a summary of significant accounting policies.

In our opinion, the accompanying consolidated financial statements present fairly, in all material respects, the consolidated financial position of the Group as at 31 December 2019, and its consolidated financial performance and its consolidated cash flows for the year then ended in accordance with International Financial Reporting Standards (IFRSs).

#### Basis for Opinion

We conducted our audit in accordance with International Standards on Auditing (ISAs). Our responsibilities under those standards are further described in the Auditor's Responsibilities for the Audit of the Consolidated Financial Statements section of our report. We are independent of the Group in accordance with the International Ethics Standards Board for Accountants' Code of Ethics for Professional Accountants (IESBA Code) together with the other ethical requirements that are relevant to our audit of the Group's consolidated financial statements in the United Arab Emirates, and we have fulfilled our other ethical responsibilities in accordance with these requirements and the IESBA Code. We believe that the audit evidence we have obtained is sufficient and appropriate to provide a basis for our opinion.

#### Material Uncertainty Related to Going Concern

We draw attention to Note 2 in the consolidated financial statements, which indicates that the Group incurred a loss of AED 327 million (2018: AED 40 million) during the year ended 31 December 2019 and, as at that date, its current liabilities exceeded its current assets by AED 151 million (2018: AED 345 million). As stated in Note 2, these events or conditions, along with other matters set forth in Note 2, indicate that a material uncertainty exists that may cast significant doubt on the Group's ability to continue as a going concern. Our opinion is not modified in respect of this matter.

#### Key Audit Matters

Key audit matters are those matters that, in our professional judgment, were of most significance in our audit of the consolidated financial statements of the current period. These matters were addressed in the context of our audit of the consolidated financial statements as a whole, and in forming our opinion thereon, and we do not provide a separate opinion on these matters. In addition to the matter described in the *Material Uncertainty Related to Going Concern* section, we have determined the matter described below to be the key audit matters to be communicated in our report.

Cont'd...

**Independent Auditor's Report to the Shareholders of  
Gulf Navigation Holding PJSC (continued)**

Key audit matters	How the matter was addressed
<p><b>Impairment of vessels</b></p> <p>As at 31 December 2019, the carrying amount of vessels amounted to AED 976.5 million, as disclosed in Note 7. Their recoverable amount is based on an assessment of the higher of fair value less cost to sell and value in use. Value in use is calculated as the net present value of estimated future cash flows, in each case on a vessel by vessel basis.</p> <p>In accordance with IAS 36 <i>Impairment of Assets</i>, the Group is required to test vessels for impairment if indicators of impairment are present.</p> <p>An impairment is recognised on the consolidated statement of financial position when the recoverable amount is less than the net carrying amount in accordance with IAS 36, as described in Note 4 to the consolidated financial statements. The determination of the recoverable amount is based on discounted future cash flows and fair value less cost to sell (whichever is higher).</p> <p>We considered the impairment of vessels to be a key audit matter, given the complexity involved in the determination of the recoverable amount and the significance of the amount in the Group's consolidated financial statements. In addition, the recoverable amounts are based on the use of important assumptions, estimates or assessments made by management, in particular future cash flow projections and the estimate of the discount rate.</p>	<p>Our audit procedures included an assessment of the design and implementation of controls over the impairment analysis and calculations. In addition, we also performed the following substantive audit procedures:</p> <ul style="list-style-type: none"> <li>• Engaged our internal valuation specialist to assess the valuation of vessels and in particular, the discount rate used;</li> <li>• Evaluated whether the models used by management to calculate the recoverable amount for each vessel complies with IFRSs;</li> <li>• Obtained and analyzed underlying assumptions provided by management to determine whether these are reasonable and supportable;</li> <li>• Analysed the discount rates and/or Weighted Average Cost of Capital (WACC);</li> <li>• Assessed the key revenue cash flow assumptions including projected utilization and day rates to those achieved in prior years and signed contracts;</li> <li>• Calculated breakeven day rates that would be required for the carrying amount to be recovered and compared these to actual day rates achieved;</li> <li>• Compared projected costs for each vessels to those incurred in previous years and understanding and challenging variances;</li> <li>• Reviewed projections to determine that enhancement capital expenditure has been excluded;</li> <li>• Reperformed the arithmetical accuracy of the cash flow forecasts; and</li> <li>• Assessed the disclosure in the consolidated financial statements relating to this matter against the requirements of IFRSs.</li> </ul>

Cont'd...

**Independent Auditor's Report to the Shareholders of  
Gulf Navigation Holding PJSC (continued)**

Key audit matters	How the matter was addressed
<p><b>Impairment of Goodwill</b></p> <p>As at 31 December 2019, the carrying value of goodwill amounted to AED 143.5 million, as disclosed in Note 9.</p> <p>In accordance with IAS 36 <i>Impairment of Assets</i>, an entity is required to test goodwill acquired in a business combination for impairment at least annually irrespective of whether there is any indication of impairment.</p> <p>An impairment is recognised on the consolidated statement of financial position when the recoverable amount is less than the net carrying amount in accordance with IAS 36, as described in Note 4 to the consolidated financial statements. The determination of the recoverable amount is mainly based on discounted future cash flows.</p> <p>We considered the impairment of goodwill to be a key audit matter, given the method for determining the recoverable amount and the significance of the amount in the Group's consolidated financial statements.</p>	<p>We tested the impairment models and the key assumptions used by management with the involvement of our valuation specialists. Our audit procedures included the following:</p> <ul style="list-style-type: none"> <li>• Understanding the business process for the impairment assessment, identifying the relevant internal controls and testing their design, and implementation over the impairment assessment process, including indicators of impairment.</li> <li>• Evaluating whether the cash flows in the models used by management to calculate the recoverable value are in accordance with the requirements of IFRSs.</li> <li>• Obtaining and analysing the approved business plans for each such asset (or CGU, as applicable) to assess accuracy of the computations and the overall reasonableness of key assumptions;</li> <li>• Compared actual historical cash flow results with previous forecasts to assess forecasting accuracy.</li> <li>• Assessing the methodology used by the Group to estimate the Weighted Average Cost of Capital (WACC) and benchmarking that with discount rates used by other similar businesses and external sector related guidelines;</li> <li>• Benchmarking assumptions on long term growth rates of local GDP and long term inflation expectations with external sources of data published by global monetary agencies; and</li> <li>• Benchmarking the values with market multiples where applicable.</li> </ul> <p>We performed sensitivity analysis on the key assumptions used by management to understand the extent to which these assumptions need to be adjusted before resulting in additional impairment loss.</p> <p>We assessed the overall presentation, structure and content of the related disclosures in Note 9 to the consolidated financial statements against the requirements of IFRSs.</p>

## **Independent Auditor's Report to the Shareholders of Gulf Navigation Holding PJSC (continued)**

### **Other Matter**

The consolidated financial statements of the Group for the year ended 31 December 2018 were audited by another auditor, who expressed an unmodified opinion on those statements on 19 March 2019.

### **Other Information**

The Board of Directors are responsible for the other information. The other information comprises the Board of Directors' report which we obtained prior to the date of this auditor's report. The other information does not include the consolidated financial statements and our auditor's report thereon.

Our opinion on the consolidated financial statements does not cover the other information and we do not express any form of assurance or conclusion thereon.

In connection with our audit of the consolidated financial statements, our responsibility is to read the other information and, in doing so, consider whether the other information is materially inconsistent with the consolidated financial statements or our knowledge obtained in the audit, or otherwise appears to be materially misstated.

If, based on the work we have performed on the other information that we obtained prior to the date of this auditor's report, we conclude that there is a material misstatement of this other information, we are required to report that fact. We have nothing to report in this regard.

### **Responsibilities of Management and the Board of Directors for the Consolidated Financial Statements**

Management is responsible for the preparation and fair presentation of the consolidated financial statements in accordance with IFRSs and their preparation in compliance with the applicable provisions of the articles of association of the Company and UAE Federal Law No. (2) of 2015, and for such internal control as management determines is necessary to enable the preparation of consolidated financial statements that are free from material misstatement, whether due to fraud or error.

In preparing the consolidated financial statements, management is responsible for assessing the Group's ability to continue as a going concern, disclosing, as applicable, matters related to going concern and using the going concern basis of accounting unless management either intends to liquidate the Group or to cease operations, or has no realistic alternative but to do so.

Those charged with governance are responsible for overseeing the Group's financial reporting process.

### **Auditor's Responsibilities for the Audit of the Consolidated Financial Statements**

Our objectives are to obtain reasonable assurance about whether the consolidated financial statements as a whole are free from material misstatement, whether due to fraud or error, and to issue an auditor's report that includes our opinion. Reasonable assurance is a high level of assurance, but is not a guarantee that an audit conducted in accordance with ISAs will always detect a material misstatement when it exists. Misstatements can arise from fraud or error and are considered material if, individually or in the aggregate, they could reasonably be expected to influence the economic decisions of users taken on the basis of these consolidated financial statements.

Cont'd...



## **Independent Auditor's Report to the Shareholders of Gulf Navigation Holding PJSC (continued)**

### **Auditor's Responsibilities for the Audit of the Consolidated Financial Statements (continued)**

As part of an audit in accordance with ISAs, we exercise professional judgement and maintain professional scepticism throughout the audit. We also

- Identify and assess the risks of material misstatement of the consolidated financial statements, whether due to fraud or error, design and perform audit procedures responsive to those risk, and obtain audit evidence that is sufficient and appropriate to provide a basis for our opinion. The risk of not detecting a material misstatement resulting from fraud is higher than the one resulting from error, as fraud may involve collusion, forgery, intentional omission, misrepresentations, or the override of internal control.
- Obtain an understanding of internal control relevant to the audit in order to design audit procedures that are appropriate in the circumstances, but not for the purpose of expressing an opinion on the effectiveness of the internal control.
- Evaluate the appropriateness of accounting policies used and the reasonableness of accounting estimates and related disclosures made by management.
- Conclude on the appropriateness of management's use of the going concern basis of accounting and based on the audit evidence obtained, whether a material uncertainty exists related to events or conditions that may cast significant doubt on the Group's ability to continue as a going concern. If we conclude that a material uncertainty exists, we are required to draw attention in our auditor's report to the related disclosures in the consolidated financial statements or, if such disclosures are inadequate, to modify our opinion. Our conclusions are based on the audit evidence obtained up to the date of our auditor's report. However, future events or conditions may cause the Group to cease to continue as a going concern.
- Evaluate the overall presentation, structure and content of the consolidated financial statements, including the disclosures, and whether the consolidated financial statements represent the underlying transactions and events in a manner that achieves fair presentation.
- Obtain sufficient appropriate audit evidence regarding the financial information of the entities or business activities within the Group to express an opinion on the consolidated financial statements. We are responsible for the direction, supervision and performance of the group audit. We remain solely responsible for our audit opinion.

We communicate with those charged with governance regarding, among other matters, the planned scope and timing of the audit and significant audit findings, including any significant deficiencies in internal control that we identify during our audit.

We also provide those charged with governance with a statement that we have complied with relevant ethical requirements regarding independence, and to communicate with them all relationships and other matters that may reasonably be thought to bear on our independence, and where applicable, related safeguards.

From the matters communicated to those charged with governance, we determine those matters that were of most significance in the audit of the consolidated financial statements of the current period and are therefore the key audit matters. We describe these matters in our auditor's report unless law or regulation precludes public disclosure about the matter or when, in extremely rare circumstances, we determine that a matter should not be communicated in our report because the adverse consequences of doing so would reasonably be expected to outweigh the public interest benefits of such communication.

Cont'd...


**Independent Auditor's Report to the Shareholders of  
Gulf Navigation Holding PJSC (continued)**

**REPORT ON OTHER LEGAL AND REGULATORY REQUIREMENTS**

As required by the UAE Federal Law No. (2) of 2015, we report that:

- we have obtained all the information we considered necessary for the purposes of our audit;
- the consolidated financial statements have been prepared and comply, in all material respects, with the applicable provisions of the UAE Federal Law No. (2) of 2015;
- the Company has maintained proper books of account;
- the financial information included in the Board of Director's Report is consistent with the books of the accounts of the Company;
- the Company has not made any investments in shares and stocks during the year ended 31 December 2019;
- note 21 to the consolidated financial statements discloses material related party transactions and the terms under which they were conducted; and
- based on the information that has been made available to us nothing has come to our attention which causes us to believe that the Company has contravened during the financial year ended 31 December 2019 any of the applicable provisions of the UAE Federal Law No. (2) of 2015 or of its Articles of Association which would materially affect its activities or its consolidated financial position as at 31 December 2019.
- note 24 to the consolidated financial statements discloses the social contributions made during the year.


**Deloitte & Touche (M.E.)**




Mohammad Jallad  
Registration No. 1164  
25 March 2020  
Dubai  
United Arab Emirates

**Consolidated statement of financial position  
as at 31 December 2019**

	Notes	2019 AED'000	2018 AED'000 (Restated)
<b>ASSETS</b>			
<b>Non-current assets</b>			
Vessels, property and equipment	7	978,609	1,189,134
Rights-of-use assets	8	2,825	3,901
Goodwill	9	143,463	219,912
<b>Total non-current assets</b>		<b>1,124,897</b>	<b>1,412,947</b>
<b>Current assets</b>			
Inventories	11	9,875	13,756
Trade and other receivables	12	50,998	63,297
Due from a related party	21	-	1,017
Cash and bank balances	13	28,400	34,279
<b>Total current assets</b>		<b>89,273</b>	<b>112,349</b>
<b>Total assets</b>		<b>1,214,170</b>	<b>1,525,296</b>
<b>EQUITY AND LIABILITIES</b>			
<b>Equity</b>			
Share capital	14	1,019,209	919,209
Statutory reserve	15	19,747	19,747
Accumulated losses		(445,195)	(120,263)
Other reserves		(2,724)	(2,380)
<b>Equity attributable to owners of the Company</b>		<b>591,037</b>	<b>816,313</b>
Non-controlling interests		11,519	13,564
Islamic convertible sukuk	16	-	100,000
<b>Total equity</b>		<b>602,556</b>	<b>929,877</b>
<b>Liabilities</b>			
<b>Non-current liabilities</b>			
Provision for employees' end of service benefits	19	1,812	1,640
Loan from related parties	21	37,443	-
Finance leases	17	53,243	57,784
Borrowings	18	277,848	78,695
<b>Total non-current liabilities</b>		<b>370,346</b>	<b>138,119</b>
<b>Current liabilities</b>			
Finance leases	17	6,976	3,663
Borrowings	18	117,555	323,835
Trade and other payables	20	116,593	129,802
Due to a related party	21	144	-
<b>Total current liabilities</b>		<b>241,268</b>	<b>457,300</b>
<b>Total liabilities</b>		<b>611,614</b>	<b>595,419</b>
<b>Total equity and liabilities</b>		<b>1,214,170</b>	<b>1,525,296</b>



**Saeed Mubarak Rashed Al Hajeri**  
Chairman



**Ahmed Essa Ahmed Hareb Al Falahi**  
Vice Chairman

The accompanying notes form an integral part of these consolidated financial statements.

**Consolidated statement of profit or loss and other comprehensive income  
for the year ended 31 December 2019**

	Notes	2019 AED'000	2018 AED'000 (Restated)
Operating revenue	22	166,261	147,077
Operating costs	23	(171,817)	(128,301)
<b>Gross (loss)/profit</b>		<b>(5,556)</b>	18,776
Other income		594	1,260
General and administrative expenses	24	(32,558)	(43,864)
Provision for impairment of vessels	7	(178,217)	-
Provision for impairment of goodwill	9	(76,449)	-
<b>Operating loss</b>		<b>(292,186)</b>	(23,828)
Finance costs	26	(35,875)	(22,293)
Liabilities no longer required written back	20	2,914	8,727
Share of loss of a joint venture	10	-	(682)
<b>Loss before income tax</b>		<b>(325,147)</b>	(38,076)
Income tax	20	(1,830)	(1,830)
<b>Loss for the year</b>		<b>(326,977)</b>	(39,906)
Other comprehensive income for the year		-	-
<b>Total comprehensive loss for the year</b>		<b>(326,977)</b>	(39,906)
Attributable to:			
Owners of the Company		(324,932)	(40,016)
Non-controlling interests		(2,045)	110
<b>Total comprehensive loss for the year</b>		<b>(326,977)</b>	(39,906)
<b>Earnings per share</b>			
- Basic and diluted earnings per share (AED)	27	(0.324)	(0.046)

The accompanying notes form an integral part of these consolidated financial statements.

**Consolidated statement of changes in equity  
for the year ended 31 December 2019**

	Attributable to owners of the Company					Non- controlling interests AED'000	Islamic convertible sukuk AED'000	Total AED'000
	Share capital AED'000	Statutory reserve AED'000	Accumulated losses AED'000	Other reserves AED'000	Total AED'000			
Balance at 1 January 2018	551,667	19,747	(80,247)	-	491,167	13,454	-	504,621
Share capital issued (Note 14)	367,542	-	-	-	367,542	-	-	367,542
Rights issue cost (Note 14)	-	-	-	(2,380)	(2,380)	-	-	(2,380)
Islamic convertible sukuk (Note 16)	-	-	-	-	-	-	100,000	100,000
Total comprehensive (loss)/income for the year – restated	-	-	(40,016)	-	(40,016)	110	-	(39,906)
Balance at 31 December 2018	919,209	19,747	(120,263)	(2,380)	816,313	13,564	100,000	929,877
Conversion of sukuk into share capital (Note 16)	100,000	-	-	-	100,000	-	(100,000)	-
Sukuk conversion cost (Note 14)	-	-	-	(344)	(344)	-	-	(344)
Total comprehensive loss for the year	-	-	(324,932)	-	(324,932)	(2,045)	-	(326,977)
<b>Balance at 31 December 2019</b>	<b>1,019,209</b>	<b>19,747</b>	<b>(445,195)</b>	<b>(2,724)</b>	<b>591,037</b>	<b>11,519</b>	<b>-</b>	<b>602,556</b>

The accompanying notes form an integral part of these consolidated financial statements.

**Consolidated statement of cash flows  
for the year ended 31 December 2019**

	<b>31 December 2019 AED'000</b>	31 December 2018 AED'000 (Restated)
<b>Cash flows from operating activities</b>		
Loss for the year	(326,977)	(39,906)
<i>Adjustments for:</i>		
Depreciation of vessels, property and equipment (Note 7)	66,862	53,818
Rights-of-use asset amortisation (Note 8)	1,076	-
Share of net loss in joint ventures (Note 10)	-	682
Provision for employees' end of service benefits (Note 19)	467	390
Liabilities no longer required written back	(2,914)	(8,727)
Impairment of vessels, property and equipment (Note 7)	178,217	-
Impairment of goodwill (Note 9)	76,449	-
Gain on disposal of vessel, property and equipment	395	(1,007)
Loss allowance on trade receivables (Note 12)	2,353	750
Finance costs (Note 27)	35,875	22,293
Amortisation of arrangement fee	1,231	-
<b>Operating cash flows before movements in working capital</b>	<b>33,034</b>	<b>28,293</b>
Decrease/(increase) in inventories	3,881	(1,481)
Decrease in due from a related party	1,161	1,972
Decrease/(increase) in trade and other receivables	9,945	(5,977)
Increase in trade and other payables	(8,794)	(15,884)
<b>Cash generated by operations</b>	<b>39,227</b>	<b>6,923</b>
Employees' end of service benefits paid (Note 19)	(295)	(230)
<b>Net cash from operating activities</b>	<b>38,932</b>	<b>6,693</b>
<b>Cash flows from investing activity</b>		
Purchase of vessels, property and equipment (Note 7)	(35,488)	(82,635)
Net cash flow on acquisition of business	-	(400,000)
Proceeds from disposal of vessels, property and equipment	539	4,027
Transfer to restricted cash	(330)	(511)
<b>Net cash used in investing activity</b>	<b>(35,279)</b>	<b>(479,119)</b>
<b>Cash flows from financing activities</b>		
Proceeds from Islamic convertible bonds	-	100,000
Funds received from rights issue	-	367,542
Payment of lease liabilities	(1,610)	-
Payment of arrangement fee	(6,350)	-
Rights issue cost paid	(344)	(2,380)
Proceeds from new borrowings	263,520	89,377
Loan from related parties	36,117	-
Borrowings from other parties	16,893	-
Repayment of borrowings	(282,873)	(64,580)
Finance costs paid	(35,215)	(22,438)
<b>Net cash (used in)/from financing activities</b>	<b>(9,862)</b>	<b>467,521</b>
<b>Net decrease in cash and cash equivalents during the period</b>	<b>(6,209)</b>	<b>(4,905)</b>
Cash and cash equivalents at the beginning of the period	23,130	28,035
<b>Cash and cash equivalents at the end of the period</b>	<b>16,921</b>	<b>23,130</b>
Restricted cash (Note 13)	11,479	11,149
<b>Total cash and bank balances</b>	<b>28,400</b>	<b>34,279</b>

The accompanying notes form an integral part of these consolidated financial statements.

**Notes to the consolidated financial statements  
for the year ended 31 December 2019**

**1. Legal status and activities**

Gulf Navigation Holding PJSC (“the Company”) is a Public Joint Stock Company incorporated on 30 October 2006 as per the Resolution of the Ministry of Economy No. 425 of 2006 and in accordance with UAE Federal Law No. (2) of 2015. The Company is listed on the Dubai Financial Market. The Company is primarily engaged in sea transport of oil and petroleum products and similar commodities, ship charter, shipping lines of freight and passenger transportation, sea freight and passenger charters, shipping services, sea shipping lines agents, clearing and forwarding services, cargo loading and unloading services, cargo packaging, sea cargo services and ship management operations through its subsidiaries as listed below. The Company operates from the 39<sup>th</sup> Floor, API Trio Tower, Al Barsha, Dubai, United Arab Emirates (“UAE”). The Company and its following directly or indirectly owned subsidiaries are together referred to as the “Group” in these consolidated financial statements:

<i>Subsidiaries</i>	<i>Principal activities</i>	<i>Country of incorporation</i>	<i>% equity interest</i>	
			<i>2019</i>	<i>2018</i>
Gulf Navigation Maritime and Operations Management Owned by Gulf Navigation Holding LLC	Ship Charter, etc.	UAE	<b>100</b>	100
Gulf Navigation Group FZCO	Ship Charter, etc. / Ships and Boats Maintenance Services	UAE	<b>100</b>	100
GulfNav Ship Management FZE	Ship Charter, etc. / Ships and Boats Maintenance Services	UAE	<b>100</b>	100
Gulf Crude Carriers (L.L.C)	Ship Charter, etc.	UAE	<b>100</b>	100
Gulf Chemical Carriers (L.L.C)	Ship Charter, etc.	UAE	<b>100</b>	100
Gulf Navigation Polimar Maritime LLC	Sea Shipping Lines Agents	UAE	<b>60</b>	60
Gulf Ship Management DMCC (deregistered on 6 February 2019)	Ship Management and Operation etc.	UAE	<b>n/a</b>	100
Gulf Navigation and Brokerage LLC	Ship Brokerage	Oman	<b>100</b>	100
Gulf Eyadah Corporation	Ship Owning	Panama	<b>100</b>	100
Gulf Huwaylat Corporation	Ship Owning	Panama	<b>100</b>	100
Gulf Deffi Corporation	Ship Owning	Panama	<b>100</b>	100
Gulf Jalmuda Corporation	Ship Owning	Panama	<b>100</b>	100
Gulf Fanatir Corporation	Ship Owning	Panama	<b>100</b>	100
Gulf Navigation Mishref Limited	Ship Owning	Cayman Islands	<b>100</b>	100
Gulf Navigation Mirdif Limited	Ship Owning	Cayman Islands	<b>100</b>	100
Gulf Navigation Sukuk Limited	Unlimited	Cayman Islands	<b>100</b>	100
Gulf Maritime Ship Management LLC	Ship Management and Operations	UAE	<b>100</b>	100
Gulf Ship Management Co LLC	Ship Management and Operations, etc	UAE	<b>100</b>	100

**Notes to the consolidated financial statements  
for the year ended 31 December 2019 (continued)**

**1. Legal status and activities (continued)**

<i>Subsidiaries</i>	<i>Principal activities</i>	<i>Country of incorporation</i>	<i>% equity interest</i>	
			<i>2019</i>	<i>2018</i>
Gulf Navigation Mishref Limited	Ship Charter	Liberia	<b>100</b>	100
Gulf Navigation Mirdif Limited	Ship Charter	Liberia	<b>100</b>	100
Gulf Ahmadi Shipping Inc*	Ship Owning	Marshall Islands	<b>n/a</b>	100
Gulf Shagra Shipping Inc*	Ship Owning	Marshall Islands	<b>n/a</b>	100
Gulf Navigation Ship Owning LLC	Ship Charter, etc	UAE	<b>100</b>	100
Gulf Navigation Livestock Carriers Ltd., Inc.	Ship Owning	Panama	<b>100</b>	100
Gulf Navigation Livestock Carriers 1 Ltd., Inc	Ship Owning	Panama	<b>100</b>	100
Gulf Navigation Livestock Carriers 2 Ltd., Inc.	Ship Owning	Panama	<b>100</b>	100
Kabedah S.A.	Ship Owning	Panama	<b>100</b>	100
Al Mawashi Compania Naviera S.A.	Ship Owning	Panama	<b>100</b>	100
Durango Shipping Ltd.	Ship Owning	Marshall Islands	<b>100</b>	100

*\* annuled on 4 April 2019*

The Group has the following branches:

<i>Branch</i>	<i>Principal activities</i>	<i>Country of incorporation</i>
Gulf Navigation Holding DMCC (Br)*		
Gulf Navigation Holding PJSC (Shj Br)	Ship Charter, etc.	UAE
Gulf Navigation Holding PJSC (Br)	Ship Charter, etc.	Kingdom of Saudi Arabia
Gulf Navigation Maritime and Operations Management Owned by Gulf Navigation Holding LLC – Abu Dhabi Branch**	Ship Management and Operations, etc.	UAE
Gulf Navigation Polimar Maritime LLC - Sharjah Branch	Sea Shipping Lines Agents	UAE



**Notes to the consolidated financial statements  
for the year ended 31 December 2019 (continued)**

**1. Legal status and activities (continued)**

<i>Branch</i>	<i>Principal activities</i>	<i>Country of incorporation</i>
Gulf Navigation Polimar Maritime LLC -Fujairah Branch	Wholesale of Spare Parts and Sections Trading of Ships and Boats, etc.	UAE
Gulf Ship Management Co LLC -Fujairah ***	Ship Management and Operations, etc.	UAE

\* ceased operations on 17 April 2018

\*\* incorporated on 25 April 2018

\*\*\* incorporated on 03 July 2018

The Group also has an interest in the following jointly controlled entity:

<i>Jointly controlled entity</i>	<i>Principal activity</i>	<i>Country of incorporation</i>	<i>% Equity interest</i>	
			<i>2019</i>	<i>2018</i>
Gulf Stolt Tankers DMCCO ("GST") (under liquidation)	Ship Charter	UAE	50%	50%

**2. Going Concern**

As of 31 December 2019, the Group's current liabilities exceeded its current assets by AED 151,995 thousand (2018: AED 344,951 thousand) and the Group has accumulated losses amounting to AED 445,195 thousand (2018: AED 120,263 thousand). The Group has incurred losses of AED 326,977 thousand (2018: AED 39,906 thousand) for the year then ended. Further the Group has breached its financial covenants with its lenders for term loan IV thereby rendering the loan to be technically payable on demand [as disclosed in Note 18(d)]. Moreover, the Group has been unable to pay its outstanding debts.

Although these events indicate that there exists a material uncertainty that casts significant doubt on the Group's ability to continue as a going concern, the management and the Board of Directors have developed a new business plan to ensure the going concern of the Group and have therefore prepared these consolidated financial statements on this basis.

As per the business plan, the Group is in the process of issuing an Islamic non-convertible Sukuk amounting to AED 125,000 thousand by way of a private placement. Subsequent to the year end, on 16 January 2020, the Board of Directors passed a resolution to issue such Islamic non-convertible sukuk. The Group has obtained approval from the regulatory authority on 12 Mar 2020 and will seek the required approval of the shareholders at the forthcoming general meeting to be held on 29 March 2020. As per the business plan, the proceeds from issuance of the Islamic non-convertible sukuk will be utilized to settle overdue liabilities, repayment of debts and to meet the working capital requirements.

Further, the Board of Directors are also considering all options to reinforce the capital structure of the Group. In this context, discussions are also being had with the Group's bankers to extend the payment obligations of the existing facilities with the aim of establishing an appropriate long-term capital structure for the business.

The Board of Directors, after considering the above-mentioned facts and reviewing the Group's cash flow forecasts, for a period of not less than twelve months, subject to the approval at the general meeting for the issuance of the Islamic non-convertible sukuk, have a reasonable expectation that the Group will have adequate resources to continue its operational existence for the foreseeable future. The Group therefore continues to adopt the going concern basis in preparing these consolidated financial statements.

**Notes to the consolidated financial statements  
for the year ended 31 December 2019 (continued)**

**3. Application of new and revised International Financial Reporting Standards (IFRSs)**

**3.1 New and amended IFRS Standards that are effective for the current year**

In the current year, the Group, for the first time, has adopted IFRS 16 Leases (as issued by the IASB in January 2016). The standard replaces the existing guidance on leases, including IAS 17 'Leases', IFRIC 4 'Determining whether an Arrangement contains a Lease', SIC 15 "Operating Leases – Incentives" and SIC 27 "Evaluating the Substance of Transactions in the Legal Form of a Lease".

IFRS 16 introduces new or amended requirements with respect to lease accounting. It introduces significant changes to the lessee accounting by removing the distinction between operating and finance leases and requiring the recognition of a right-of-use asset and a lease liability at the lease commencement for all leases, except for short-term leases and leases of low value assets. In contrast to lessee accounting, the requirements for lessor accounting have remained largely unchanged. Therefore, IFRS 16 does not have an impact for leases where the Group is the lessor. Details of these new requirements are described in Note 4. The impact of the adoption of IFRS 16 on the Group's consolidated financial statements is described below. The date of initial application of IFRS 16 for the Group is 1 January 2019.

The Group has opted for full retrospective application permitted by IFRS 16 upon adoption of the new standard. The Group has restated the comparative information thereby recognizing the right-of-use and lease liabilities in prior year however, since the impact on prior year's profit or loss was immaterial therefore such impact has been ignored.

**Impact on Lessee Accounting**

*Former operating leases*

IFRS 16 changes how the Group accounts for leases previously classified as operating leases under IAS 17, which were off-balance-sheet.

Applying IFRS 16, for all leases (except as noted below), the Group:

- a) recognises right-of-use assets and lease liabilities in the consolidated statement of financial position, initially measured at the present value of future lease payments;
- b) recognises depreciation of right-of-use assets and interest on lease liabilities in profit or loss; and
- c) separates the total amount of cash paid into a principal portion (presented within financing activities) and interest (presented within operating activities) in the consolidated statement of cash flows.

Lease incentives (e.g. free rent period) are recognised as part of the measurement of the right-of-use assets and lease liabilities whereas under IAS 17 they resulted in the recognition of a lease incentive liability, amortised as a reduction of rental expense on a straight-line basis.

Under IFRS 16, right-of-use assets are tested for impairment in accordance with IAS 36: *Impairment of Assets*. This replaces the previous requirement to recognise a provision for onerous lease contracts. For short term leases (lease term of 12 months or less) and leases of low-value assets (such as personal computers and office furniture), the Group has opted to recognise a lease expense on a straight-line basis as permitted by IFRS 16. This expense is presented within 'other administrative expenses' in of profit or loss.

**Notes to the consolidated financial statements  
for the year ended 31 December 2019 (continued)**

**3. Application of new and revised International Financial Reporting Standards (IFRSs)  
(continued)**

**3.1 New and amended IFRS Standards that are effective for the current year (continued)**

*Former finance leases*

The main difference between IFRS 16 and IAS 17 with respect to assets formerly held under a finance lease is the measurement of residual value guarantees provided by a lessee to a lessor. IFRS 16 requires that the Group recognises as part of its lease liability only the amount expected to be payable under a residual value guarantee, rather than the maximum amount guaranteed as required by IAS 17. This change did not have a material effect on the Group's consolidated financial statements.

**Impact on Lessor Accounting**

IFRS 16 does not change substantially how a lessor accounts for leases. Under IFRS 16, a lessor continues to classify leases as either finance leases or operating leases and account for those two types of leases differently. However, IFRS 16 has changed and expanded the disclosures required, in particular regarding how a lessor manages the risks arising from its residual interest in the leased assets.

Under IFRS 16, an intermediate lessor accounts for the head lease and the sublease as two separate contracts. The intermediate lessor is required to classify the sublease as a finance or operating lease by reference to the right-of-use asset arising from the head lease (and not by reference to the underlying asset as was the case under IAS 17). Because of this change, the Group has reclassified certain of its sublease agreements as finance leases. As required by IFRS 9, an allowance for expected credit loss has been assessed on the finance lease receivables.

**Financial impact of initial application of IFRS 16**

***Impact on assets, liabilities and equity as at 1 January 2019***

	As previously reported AED'000	Adjustments AED'000	As restated AED'000
Right-of-use assets	-	3,901	3,901
Lease liabilities	-	(3,650)	(3,650)
	<u>          </u>	<u>          </u>	<u>          </u>

The off-balance sheet lease obligations as of 31 December 2018 are reconciled as follows to the recognised lease liabilities as of 1 January 2019.

	<u>AED'000</u>
<b>Operating lease commitments disclosed as of 31 December 2018</b>	<b>3,650</b>
<b>Lease liability recognised as at 1 January 2019</b>	<b>3,650</b>
Of which are:	
Current lease liabilities	1,070
Non-current lease liabilities	2,580
	<u>3,650</u>

**Notes to the consolidated financial statements  
for the year ended 31 December 2019 (continued)**

**3. Application of new and revised International Financial Reporting Standards (IFRSs)  
(continued)**

**3.1 New and amended IFRS Standards that are effective for the current year (continued)**

**Financial impact of initial application of IFRS 16 (continued)**

The Group has concluded that the impact of discounting of lease liability is immaterial to the consolidated financial statements therefore the same has not been recognised.

The associated right-of-use assets were measured on a full retrospective basis. The Group has used a combined approach in recognising its right-of-use assets. Certain right-of-use assets are measured as if the new rules had always been applied, whereas others were measured at the amount equal to the lease liability, further adjusted by the amount of any prepaid or accrued lease payments relating to that lease recognised in the statement of financial position as at the reporting period. There were no onerous lease contracts that would have required an adjustment to the right-of-use assets at the date of initial application.

The recognised right of use of assets relate to the following types of assets:

	<b>31 December 2019 AED'000</b>	1 January 2019 AED'000
Office premises	<b>2,825</b>	3,901
<b>Total right-of-use assets</b>	<b>2,825</b>	3,901

*Group as a lessee*

- a) The application of IFRS 16 to leases previously classified as operating leases under IAS 17 resulted in the recognition of right-of-use assets and leases liabilities. It resulted in a decrease in rent expense and an increase in amortisation expense and in interest expense.
- b) Lease liability on leases previously classified as financing leases under of IAS 17 and previously presented within borrowings is now presenting in the separate line lease liabilities. There has been no change in the liability recognised.

*Group as a lessor*

- a) The Group, as a lessor, has reclassified certain of its sublease agreements as finance lease. The leased assets have been derecognised and finance lease asset receivables recognised. This change in accounting changes the timing of recognition of the related revenue.

The application of IFRS 16 has an impact on the consolidated statement cash flows of the Group.

**Notes to the consolidated financial statements  
for the year ended 31 December 2019 (continued)**

**3. Application of new and revised International Financial Reporting Standards (IFRSs)  
(continued)**

**3.2 New and amended IFRS applied with no material effect on the consolidated financial  
statements**

The following new and revised IFRSs, which became effective for annual periods beginning on or after 1 January 2019, have been adopted in these consolidated financial statements.

<b><u>New and revised IFRSs</u></b>	<b><u>Effective for annual periods beginning on or after</u></b>
<p>Amendments to IFRS 9 <i>Prepayment Features with Negative Compensation and Modification of financial liabilities</i></p> <p>The amendments to IFRS 9 clarify that for the purpose of assessing whether a prepayment feature meets the SPPI condition, the party exercising the option may pay or receive reasonable compensation for the prepayment irrespective of the reason for prepayment. In other words, prepayment features with negative compensation do not automatically fail SPPI.</p> <p>The amendment applies to annual periods beginning on or after January 1, 2019, with earlier application permitted. There are specific transition provisions depending on when the amendments are first applied, relative to the initial application of IFRS 9.</p>	1 January 2019
<p>Amendments to IAS 28 <i>Investment in Associates and Joint Ventures</i>: Relating to long-term interests in associates and joint ventures.</p> <p>These amendments clarify that an entity applies IFRS 9 <i>Financial Instruments</i> to long-term interests in an associate or joint venture that form part of the net investment in the associate or joint venture but to which the equity method is not applied.</p>	1 January 2019
<p>Annual Improvements to IFRSs 2015-2017 <i>Cycle Amendments to IFRS 3 Business Combinations, IFRS 11 Joint Arrangements, IAS 12 Income Taxes and IAS 23 Borrowing Costs</i></p>	1 January 2019
<p>Annual Improvements to IFRSs 2015-2017 <i>Cycle Amendments to IFRS 3 Business Combinations, IFRS 11 Joint Arrangements, IAS 12 Income Taxes and IAS 23 Borrowing Costs</i></p> <p>The <i>Annual Improvements</i> include amendments to four Standards.</p>	1 January 2019
<p>IAS 12 <i>Income Taxes</i></p> <p>The amendments clarify that an entity should recognise the income tax consequences of dividends in profit or loss, other comprehensive income or equity according to where the entity originally recognised the transactions that generated the distributable profits. This is the case irrespective of whether different tax rates apply to distributed and undistributed profits.</p>	1 January 2019

**Notes to the consolidated financial statements  
for the year ended 31 December 2019 (continued)**

**3. Application of new and revised International Financial Reporting Standards (IFRSs)  
(continued)**

**3.2 New and amended IFRS applied with no material effect on the consolidated financial  
statements (continued)**

<b><u>New and revised IFRSs</u></b>	<b><u>Effective for annual periods beginning on or after</u></b>
<p>IAS 23 <i>Borrowing costs</i></p> <p>The amendments clarify that if any specific borrowing remains outstanding after the related asset is ready for its intended use or sale, that borrowing becomes part of the funds that an entity borrows generally when calculating the capitalisation rate on general borrowings.</p>	1 January 2019
<p>IFRS 3 <i>Business Combinations</i></p> <p>The amendments to IFRS 3 clarify that when an entity obtains control of a business that is a joint operation, the entity applies the requirements for a business combination achieved in stages, including re-measuring its previously held interest (PHI) in the joint operation at fair value. The PHI to be re-measured includes any unrecognised assets, liabilities and goodwill relating to the joint operation.</p>	1 January 2019
<p>IFRS 11 <i>Joint Arrangements</i></p> <p>The amendments to IFRS 11 clarify that when a party that participates in, but does not have joint control of, a joint operation that is a business obtains joint control of such a joint operation, the entity does not re-measure its PHI in the joint operation.</p>	1 January 2019
<p>Amendments to IAS 19 <i>Employee Benefits Plan Amendment, Curtailment or Settlement</i></p> <p>The amendments to IAS 19 Employee Benefits clarify the accounting for defined benefit plan amendments, curtailments and settlements.</p>	1 January 2019
<p>IFRIC 23 <i>Uncertainty over Income Tax Treatments</i></p> <p>The interpretation addresses the determination of taxable profit (tax loss), tax bases, unused tax losses, unused tax credits and tax rates, when there is uncertainty over income tax treatments under IAS 12. It specifically considers:</p> <ul style="list-style-type: none"> <li>• Whether tax treatments should be considered collectively;</li> <li>• Assumptions for taxation authorities' examinations;</li> <li>• The determination of taxable profit (tax loss), tax bases, unused tax losses, unused tax credits and tax rates; and</li> <li>• The effect of changes in facts and circumstances.</li> </ul>	1 January 2019

**Notes to the consolidated financial statements  
for the year ended 31 December 2019 (continued)**

**3. Application of new and revised International Financial Reporting Standards (IFRSs)  
(continued)**

**3.3 New and amended IFRSs in issue but not yet effective and not early adopted**

The Group has not applied the following new and revised IFRSs that have been issued but are not yet effective.

<b><u>New and revised IFRSs</u></b>	<b><u>Effective for annual periods beginning on or after</u></b>
<p>Definition of Material - Amendments to IAS 1 <i>Presentation of Financial Statements</i> and IAS 8 <i>Accounting Policies, Changes in Accounting Estimates and Errors</i></p> <p>The new definition states that, ‘Information is material if omitting, misstating or obscuring it could reasonably be expected to influence decisions that the primary users of general purpose financial statements make on the basis of those financial statements, which provide financial information about a specific reporting entity.’</p>	1 January 2019
<p>Definition of a Business – Amendments to IFRS 3 <i>Business Combinations</i></p> <p>The amendments clarify that to be considered a business, an integrated set of activities and assets must include, at a minimum, an input and a substantive process that together significantly contribute to the ability to create output. IASB also clarify that a business can exist without including all of the inputs and processes needed to create outputs. That is, the inputs and processes applied to those inputs must have ‘the ability to contribute to the creation of outputs’ rather than ‘the ability to create outputs’.</p>	1 January 2020
<p>Amendments to <i>References to the Conceptual Framework in IFRS Standards</i></p> <p>Amendments to References to the Conceptual Framework in IFRS Standards related IFRS 2, IFRS 3, IFRS 6, IFRS 14, IAS 1, IAS 8, IAS 34, IAS 37, IAS 38, IFRIC 12, IFRIC 19, IFRIC 20, IFRIC 22, and SIC-32 to update those pronouncements with regard to references to and quotes from the framework or to indicate where they refer to a different version of the Conceptual Framework.</p>	1 January 2020
<p><i>IFRS 7 Financial Instruments: Disclosures and IFRS 9 — Financial Instruments</i></p> <p>Amendments regarding pre-replacement issues in the context of the IBOR reform</p>	1 January 2020

**Notes to the consolidated financial statements  
for the year ended 31 December 2019 (continued)**

**3. Application of new and revised International Financial Reporting Standards (IFRSs)  
(continued)**

**3.3 New and amended IFRSs in issue but not yet effective and not early adopted (continued)**

The Group has not applied the following new and revised IFRSs that have been issued but are not yet effective.

<u><b>New and revised IFRSs</b></u>	<u><b>Effective for annual periods beginning on or after</b></u>
IFRS 17 <i>Insurance Contracts</i>	1 January 2022
IFRS 17 requires insurance liabilities to be measured at a current fulfilment value and provides a more uniform measurement and presentation approach for all insurance contracts. These requirements are designed to achieve the goal of a consistent, principle-based accounting for insurance contracts. IFRS 17 supersedes IFRS 4 <i>Insurance Contracts</i> as at January 1, 2022.	
Amendments to IFRS 10 <i>Consolidated Financial Statements</i> and IAS 28 <i>Investments in Associates and Joint Ventures</i> (2011) relating to the treatment of the sale or contribution of assets from and investor to its associate or joint venture.	Effective date deferred indefinitely. Adoption is still permitted.

Management anticipates that these new standards, interpretations and amendments will be adopted in the Group's consolidated financial statements as and when they are applicable and adoption of these new standards, interpretations and amendments, except for IFRS 16 as highlighted in previous paragraphs, may have no material impact on the consolidated financial statements of the Group in the period of initial application.

**4. Significant accounting policies**

**Statement of compliance**

The consolidated financial statements have been prepared in accordance with International Financial Reporting Standards ("IFRS") as issued by the International Accounting Standards Board (IASB), applicable provisions of UAE Federal Commercial Companies Law No. (2) of 2015 and Articles of Association of the Company.

**Basis of preparation**

These consolidated financial statements have been prepared under the historical cost convention. Historical cost is generally based on the fair value of consideration given in exchange for assets.

The principal accounting policies are set out below.

**Basis for consolidation**

The consolidated financial statements incorporate the financial statements of the Company and entities controlled by the Company (its subsidiaries).



**Notes to the consolidated financial statements  
for the year ended 31 December 2019 (continued)**

**4. Significant accounting policies (continued)**

**Basis for consolidation (continued)**

Subsidiaries are consolidated from the date of acquisition, being the date on which the Group obtains control, and continue to be consolidated until the date when such control ceases.

Control is achieved when the Company:

- has power over the investee;
- is exposed, or has the rights, to variable returns from its involvement with the investee; and
- has the ability to use its power to affect its returns.

The Company reassesses whether or not it controls an investee if facts and circumstances indicate that there are changes to one or more of the three elements of control listed above.

When the Company has less than a majority of the voting rights of an investee, it has power over the investee when the voting rights are sufficient to give it the practical ability to direct the relevant activities of the investee unilaterally.

The Company considers all relevant facts and circumstances in assessing whether or not the Company's voting rights in an investee are sufficient to give it power, including:

- the size of the Company's holding of voting rights relative to the size and dispersion of holdings of the other vote holders;
- potential voting rights held by the Company, other vote holders or other parties;
- rights arising from other contractual arrangements; and
- any additional facts and circumstances that indicate that the Company has, or does not have, the current ability to direct the relevant activities at the time that decisions need to be made, including voting patterns at previous shareholders' meeting.

When the Company loses control over a subsidiary, it:

- Derecognises the assets (including goodwill) and liabilities of the subsidiary;
- Derecognises the carrying amount of any non-controlling interest;
- Derecognises the cumulative translation differences recorded in equity;
- Recognises the fair value of the consideration received;
- Recognises the fair value of any investment retained;
- Recognises any surplus or deficit in profit and loss;
- Reclassifies the parent's share of components previously recognised in other comprehensive income to profit and loss or retained earnings, as appropriate.

The financial statements of the subsidiaries owned through special purpose entities (intermediary parent companies) are prepared for the same reporting date as the Group, using consistent accounting policies.

Where necessary, adjustments are made to the financial statements of subsidiaries to bring their accounting policies into line with those adopted at Group level.

All intra-group balances, transactions, income and expenses and profits or losses resulting from intra-group transactions are eliminated in full on consolidation.

**Notes to the consolidated financial statements  
for the year ended 31 December 2019 (continued)**

**4. Significant accounting policies (continued)**

**Business combinations**

Acquisitions of businesses are accounted for using the acquisition method. The consideration transferred in a business combination is measured at fair value, which is calculated as the sum of the acquisition-date fair values of the assets transferred by the Group, liabilities incurred by the Group to the former owners of the acquiree and the equity interests issued by the Group in exchange for control of the acquiree. Acquisition-related costs are generally recognised in profit or loss as incurred.

At the acquisition date, the identifiable assets acquired and the liabilities assumed are recognised at their fair value, except that:

- deferred tax assets or liabilities, and assets or liabilities related to employee benefit arrangements are recognised and measured in accordance with IAS 12 *Income Taxes* and IAS 19 respectively,
- liabilities or equity instruments related to share-based payment arrangements of the acquiree or share-based payment arrangements of the Group entered into to replace share-based payment arrangements of the acquiree are measured in accordance with IFRS 2 *Share-based Payment* at the acquisition date; and
- assets (or disposal groups) that are classified as held for sale in accordance with IFRS 5 *Non-current Assets Held for Sale and Discontinued Operations* are measured in accordance with that Standard.

Goodwill is measured as the excess of the sum of the consideration transferred, the amount of any non-controlling interests in the acquiree, and the fair value of the acquirer's previously held equity interest in the acquiree (if any) over the net of the acquisition-date amounts of the identifiable assets acquired and the liabilities assumed. If, after reassessment, net of the acquisition-date amounts of the identifiable assets acquired and liabilities assumed exceeds the sum of the consideration transferred, the amount of any non-controlling interests in the acquiree and the fair value of the acquirer's previously held interest in the acquiree (if any), the excess is recognised immediately in profit or loss as a bargain purchase gain.

Non-controlling interests that are present ownership interests and entitle their holders to a proportionate share of the entity's net assets in the event of liquidation may be initially measured either at fair value or at the non-controlling interests' proportionate share of the recognised amounts of the acquiree's identifiable net assets. The choice of measurement basis is made on a transaction-by-transaction basis. Other types of non-controlling interests are measured at fair value or, when applicable, on the basis specified in another IFRS.

When the consideration transferred by the Group in a business combination includes assets or liabilities resulting from a contingent consideration arrangement, the contingent consideration is measured at its acquisition-date fair value and included as part of the consideration transferred in a business combination. Changes in the fair value of the contingent consideration that qualify as measurement period adjustments are adjusted retrospectively, with corresponding adjustments against goodwill. Measurement period adjustments are adjustments that arise from additional information obtained during the 'measurement period' (which cannot exceed one year from the acquisition date) about facts and circumstances that existed at the acquisition date.

The subsequent accounting for changes in the fair value of the contingent consideration that do not qualify as measurement period adjustments depends on how the contingent consideration is classified. Contingent consideration that is classified as equity is not remeasured at subsequent reporting dates and its subsequent reporting dates and its subsequent settlement is accounted for within equity. Contingent consideration that is classified as an asset or a liability is remeasured at subsequent reporting dates in accordance with IAS 39 *Financial Instruments: Recognition and Measurement*, or IAS 37 *Provisions, Contingent Liabilities and Contingent Assets*, as appropriate, with the corresponding gain or loss being recognised in profit or loss.

**Notes to the consolidated financial statements  
for the year ended 31 December 2019 (continued)****4. Significant accounting policies (continued)****Business combinations (continued)**

When a business combination is achieved in stages, the Group's previously held equity in the acquiree is remeasured to its acquisition date fair value and the resulting gain or loss, if any, is recognised in profit or loss. Amounts arising from interests in the acquiree prior to the acquisition date that have been previously been recognised in other comprehensive income are reclassified to profit or loss where such treatment would be appropriate if that interest were disposed of.

If the initial accounting for a business combination is incomplete by the end of the reporting date in which the combination occurs, the Group reports provisional amounts for the items for which the accounting is incomplete. Those provisional amounts are adjusted during the measurement period (see above), or additional assets or liabilities are recognised, to reflect new information obtained about facts and circumstances that existed at the acquisition date that, if known, would have affected the amounts recognised at that date.

**Goodwill**

Goodwill arising on acquisition is recognised as an asset and initially measured at cost, being the excess of the cost of the business combination over the Group's interest in the net fair value of the identifiable assets, liabilities and contingent liabilities recognised. If, after reassessment, the Group's interest in the net fair value of the acquiree's identifiable assets, liabilities and contingent liabilities exceeds the cost of the business combination, the excess is recognised immediately in profit or loss.

Gain from bargain purchase of acquisition of a subsidiary represents the excess of net fair value of the identifiable assets, liabilities and contingent liabilities over the aggregate of the cost of acquisition. The Group recognise the resulting gain from bargain purchase in profit or loss on the acquisition date.

Goodwill arising on the acquisition of a subsidiary or jointly controlled entity represents the excess of the cost of acquisition over the Group's assets in the net fair value of the identifiable assets, liabilities and contingent liabilities of the subsidiary or jointly controlled entity recognised at the date of acquisition. Goodwill is initially recognised as an asset at cost and is subsequently measured at cost less any accumulated impairment losses.

For the purpose of impairment testing, goodwill is allocated to each of the Group's cash-generating units expected to benefit from the synergies of the combination. Cash-generating units to which goodwill has been allocated are tested for impairment annually, or more frequently when there is an indication that the unit may be impaired. If the recoverable amount of the cash-generating unit is less than the carrying amount of the unit, the impairment loss is allocated first to reduce the carrying amount of any goodwill allocated to the unit and then to the other assets of the unit pro-rata on the basis of the carrying amount of each asset in the unit. An impairment loss recognised for goodwill is not reversed in a subsequent period.

On disposal of a subsidiary or a jointly controlled entity, the attributable amount of goodwill is included in the determination of the profit or loss on disposal.

**Investments in a joint venture**

A joint venture is a joint arrangement whereby the parties that have joint control of the arrangement have rights to the net assets of the joint arrangement. Joint control is the contractually agreed sharing of control of an arrangement, which exists only when decisions about the relevant activities require unanimous consent of the parties sharing control.

**Notes to the consolidated financial statements  
for the year ended 31 December 2019 (continued)****4. Significant accounting policies (continued)****Investments in joint venture (continued)**

The results and assets and liabilities of joint ventures are incorporated in these consolidated financial statements using the equity method of accounting, except when the investment, or a portion thereof, is classified as held for sale, in which case it is accounted for in accordance with IFRS 5. Under the equity method, an investment in a joint venture is initially recognised in the statement of financial position at cost and adjusted thereafter to recognise the Group's share of the profit or loss and other comprehensive income of the joint venture. When the Group's share of losses of a joint venture exceeds the Group's interest in that joint venture (which includes any long-term interests that, in substance, form part of the Group's net investment in the joint venture), the Group discontinues recognising its share of further losses. Additional losses are recognised only to the extent that the Group has incurred legal or constructive obligations or made payments on behalf of the joint venture.

An investment in a joint venture is accounted for using the equity method from the date on which the investee becomes a joint venture. On acquisition of the investment in a joint venture, any excess of the cost of the investment over the Group's share of the net fair value of the identifiable assets and liabilities of the investee is recognised as goodwill, which is included within the carrying amount of the investment. Any excess of the Group's share of the net fair value of the identifiable assets and liabilities over the cost of the investment, after reassessment, is recognised immediately in profit or loss in the period in which the investment is acquired.

When necessary, the entire carrying amount of the investment (including goodwill) is tested for impairment in accordance with IAS 36 *Impairment of Assets* as a single asset by comparing its recoverable amount (higher of value in use and fair value less costs to sell) with its carrying amount.

The Group discontinues the use of the equity method from the date when the investment ceases to be a joint venture, or when the investment is classified as held for sale. When the Group retains an interest in the former joint venture and the retained interest is a financial asset, the Group measures the retained interest at fair value at that date is regarded as its fair value on initial recognition in accordance with IFRS 9. The difference between the carrying amount of the joint venture at the date the equity method was discontinued, and the fair value of any retained interest and any proceeds from disposing of a part interest in the joint venture is included in the determination of the gain or loss on disposal of the joint venture. Gain or loss previously recognised in other comprehensive income by that joint venture would be reclassified to profit or loss on the disposal of the joint venture.

Unrealised gains and losses resulting from transactions between the Group and the joint venture are eliminated to the extent of the interest in the joint venture.

**Vessels, property and equipment**

Vessels, property and equipment are stated at historical cost less depreciation. Historical cost includes expenditure that is directly attributable to the acquisition of the items. Subsequent costs are included in the asset's carrying amount or recognised as a separate asset, as appropriate, only when it is probable that future economic benefits associated with the item will flow to the Group and the cost of the item can be measured reliably. The carrying amount of any component accounted for as a separate asset is derecognised when replaced. All other repairs and maintenance are charged to the consolidated statement of comprehensive income during the financial year in which they are incurred.

Cost incurred during the dry docking of vessels is capitalized and is depreciated based on the period in which future economic benefits associated will flow to the Group.

**Notes to the consolidated financial statements  
for the year ended 31 December 2019 (continued)**

**4. Significant accounting policies (continued)**

**Vessels, property and equipment (continued)**

Depreciation is computed using the straight-line method to allocate asset's cost less their estimated residual values over their expected useful lives, as follows:

	<i>Years</i>
Vessels	
• Chemical tankers	10 - 25
• Livestock	20 - 40
• Dry docking costs	3 - 5
Leasehold improvements	10
Equipment	2 - 5
Furniture & fixtures	5
Vehicles	5

The assets' residual values and useful lives are reviewed, and adjusted if appropriate, at each reporting date.

Where the carrying amount of an asset is greater than its estimated recoverable amount, it is written down immediately to its recoverable amount.

Gains and losses on disposal are determined by comparing proceeds with carrying amount and included in the consolidated statement of comprehensive income.

Vessels in the course of construction are carried at cost less impairment (if any), as capital work-in-progress, and are transferred to the category of vessels when available for use.

**Capital work-in-progress**

Assets in the course of construction are carried at cost as capital work-in-progress, and are transferred to property, plant or equipment when the assets are ready for intended use and is depreciated in accordance with the Group's policies.

**Impairment of tangible and intangible assets**

At the end of each reporting period, the Group reviews the carrying amounts of its tangible and intangible assets to determine whether there is any indication that those assets have suffered an impairment loss. If any such indication exists, the recoverable amount of the asset is estimated in order to determine the extent of the impairment loss, if any.

Where it is not possible to estimate the recoverable amount of an individual asset, the Group estimates the recoverable amount of the cash-generating unit to which the asset belongs. Where a reasonable and consistent basis of allocation can be identified, corporate assets are also allocated to individual cash-generating units, or otherwise they are allocated to the smallest group of cash-generating units for which a reasonable and consistent allocation basis can be identified.

Recoverable amount is the higher of fair value less costs to sell and value in use.

**Notes to the consolidated financial statements  
for the year ended 31 December 2019 (continued)****4. Significant accounting policies (continued)****Impairment of tangible and intangible assets (continued)**

If the recoverable amount of an asset (or cash generating unit) is estimated to be less than its carrying amount, the carrying amount of the asset (or cash generating unit) is reduced to its recoverable amount. An impairment loss is recognised immediately in profit or loss, unless the relevant asset is carried at a revalued amount, in which case the impairment loss is treated as a revaluation decrease.

Where an impairment loss subsequently reverses, the carrying amount of the asset (or cash generating unit) is increased to the revised estimate of its recoverable amount, but so that the increased carrying amount does not exceed the carrying amount that would have been determined had no impairment loss been recognised for the asset (or cash generating unit) in prior years. A reversal of an impairment loss is recognised immediately in profit or loss, unless the relevant asset is carried at a revalued amount, in which case the reversal of the impairment loss is treated as a revaluation increase.

**Revenue recognition**

Revenue is measured at the fair value of the consideration received or receivable, and represents amounts receivable for services rendered. The Group recognises revenue when the amount of revenue can be reliably measured; when it is probable that future economic benefits will flow to the entity; and when specific criteria have been met for each of the Group's activities, as described below:

Revenues received from time charters are recognised on a straight-line basis over the duration of the charter.

Shipping services, marine products sales and distribution revenues consist of the invoiced value of goods supplied and services rendered, net of discounts and returns and are recognised when goods are delivered and services have been performed.

The Group has concluded, based on its review of revenue arrangements with customers, that it is the principal in the majority of its revenue arrangements since it is the primary obligor in all the revenue arrangements, has pricing latitude, and is also exposed to inventory and credit risks.

**Inventories**

Inventories are stated at the lower of cost and estimated net realisable value. Cost is determined on a first in first out (FIFO) basis and includes all attributable import expenses. Net realisable value is the estimated selling price in the ordinary course of business, less applicable variable selling expenses.

**Income tax**

Income tax on the profit or loss for the year comprises current and deferred tax. Income tax is recognised in the consolidated statement of comprehensive income except to the extent that it relates to items recognised directly to equity, in which case it is recognised in equity.

Current tax is the expected tax payable on the taxable income for the year, using tax rates enacted or substantively enacted at the reporting date on the subsidiary subject to tax, and any adjustment to tax payable in respect of previous years.

Deferred tax is calculated in respect of temporary differences between the carrying amounts of assets and liabilities for financial reporting purposes and the amounts used for taxation purposes. The amount of deferred tax is based on the expected manner of realisation or settlement of the carrying amount of assets and liabilities, using tax rates enacted or substantively enacted at the reporting date.

**Notes to the consolidated financial statements  
for the year ended 31 December 2019 (continued)****4. Significant accounting policies (continued)****Income tax (continued)**

A deferred tax asset is recognised only to the extent that it is probable that future taxable profits will be available against which the asset can be utilized. Deferred tax assets are reduced to the extent that it is no longer probable that the related tax benefit will be realised.

**Financial instruments**

Financial assets and financial liabilities are recognised in the Group's statement of financial position when the Group becomes a party to the contractual provisions of the instrument.

Financial assets and financial liabilities are initially measured at fair value. Transaction costs that are directly attributable to the acquisition or issue of financial assets and financial liabilities (other than financial assets and financial liabilities at fair value through profit or loss) are added to or deducted from the fair value of the financial assets or financial liabilities, as appropriate, on initial recognition. Transaction costs directly attributable to the acquisition of financial assets or financial liabilities at fair value through profit or loss are recognised immediately in profit or loss.

**Financial assets**

All regular way purchases or sales of financial assets are recognised and derecognised on a trade date basis. Regular way purchases or sales are purchases or sales of financial assets that require delivery of assets within the time frame established by regulation or convention in the marketplace.

All recognised financial assets are measured subsequently in their entirety at either amortised cost or fair value, depending on the classification of the financial assets.

*Classification of financial assets***(i) Debt instruments designated at amortised cost**

Debt instruments that meet the following conditions are measured subsequently at amortised cost:

- the financial asset is held within a business model whose objective is to hold financial assets in order to collect contractual cash flows; and
- the contractual terms of the financial asset give rise on specified dates to cash flows that are solely payments of principal and interest on the principal amount outstanding.

**(ii) Debt instrument designated at other comprehensive income**

Debt instruments that meet the following conditions are measured subsequently at fair value through other comprehensive income (FVTOCI):

- the financial asset is held within a business model whose objective is achieved by both collecting contractual cash flows and selling the financial assets; and
- the contractual terms of the financial asset give rise on specified dates to cash flows that are solely payments of principal and interest on the principal amount outstanding.

By default, all other financial assets are measured subsequently at fair value through profit or loss (FVTPL).

**Notes to the consolidated financial statements  
for the year ended 31 December 2019 (continued)**

**4. Significant accounting policies (continued)**

**Financial instruments (continued)**

**Financial assets (continued)**

*Classification of financial assets (continued)*

(ii) Debt instrument designated at other comprehensive income (continued)

For financial instruments other than purchased or originated credit-impaired financial assets (i.e. assets that are credit-impaired on initial recognition), the effective interest rate is the rate that exactly discounts estimated future cash receipts (including all fees and points paid or received that form an integral part of the effective interest rate, transaction costs and other premiums or discounts) excluding expected credit losses, through the expected life of the debt instrument, or, where appropriate, a shorter period, to the gross carrying amount of the debt instrument on initial recognition. For purchased or originated credit-impaired financial assets, a credit-adjusted effective interest rate is calculated by discounting the estimated future cash flows, including expected credit losses, to the amortised cost of the debt instrument on initial recognition.

*Amortised cost and effective interest rate method*

The amortised cost of a financial asset is the amount at which the financial asset is measured at initial recognition minus the principal repayments, plus the cumulative amortisation using the effective interest method of any difference between that initial amount and the maturity amount, adjusted for any loss allowance.

The effective interest method is a method of calculating the amortised cost of a debt instrument and of allocating interest income over the relevant period.

Interest income is recognised using the effective interest method for debt instruments measured subsequently at amortised cost and at FVTOCI.

For financial instruments other than purchased or originated credit-impaired financial assets, interest income is calculated by applying the effective interest rate to the gross carrying amount of a financial asset, except for financial assets that have subsequently become credit-impaired (see below). For financial assets that have subsequently become credit-impaired, interest income is recognised by applying the effective interest rate to the amortised cost of the financial asset. If, in subsequent reporting periods, the credit risk on the credit-impaired financial instrument improves so that the financial asset is no longer credit-impaired, interest income is recognised by applying the effective interest rate to the gross carrying amount of the financial asset.

For purchased or originated credit-impaired financial assets, the Group recognises interest income by applying the credit-adjusted effective interest rate to the amortised cost of the financial asset from initial recognition. The calculation does not revert to the gross basis even if the credit risk of the financial asset subsequently improves so that the financial asset is no longer credit-impaired.

Interest income is recognised in profit or loss and is included in the 'finance income - interest income' line item.



**Notes to the consolidated financial statements  
for the year ended 31 December 2019 (continued)**

**4. Significant accounting policies (continued)**

**Financial instruments (continued)**

**Financial assets (continued)**

*Amortised cost and effective interest rate method (continued)*

(i) Equity instruments designated as at FVTOCI

On initial recognition, the Group may make an irrevocable election (on an instrument-by-instrument basis) to designate investments in equity instruments as at FVTOCI. Designation at FVTOCI is not permitted if the equity investment is held for trading or if it is contingent consideration recognised by an acquirer in a business combination.

Investments in equity instruments at FVTOCI are initially measured at fair value plus transaction costs. Subsequently, they are measured at fair value with gains and losses arising from changes in fair value recognised in other comprehensive income and accumulated in the investments revaluation reserve. The cumulative gain or loss will not be reclassified to profit or loss on disposal of the equity investments, instead, they will be transferred to retained earnings.

Dividends on these investments in equity instruments are recognised in profit or loss in accordance with IFRS 9, unless the dividends clearly represent a recovery of part of the cost of the investment. Dividends are included in the 'finance income' line item in profit or loss.

*Impairment of financial assets*

The Group recognises a loss allowance for expected credit losses on investments in trade and other receivables as well as on financial guarantee contracts, if any. The amount of expected credit losses is updated at each reporting date to reflect changes in credit risk since initial recognition of the respective financial instrument.

The Group always recognises lifetime ECL for trade and other receivables. The expected credit losses on these financial assets are estimated using a provision matrix based on The Group's historical credit loss experience, adjusted for factors that are specific to the debtors, general economic conditions and an assessment of both the current as well as the forecast direction of conditions at the reporting date, including time value of money where appropriate.

For all other financial instruments, The Group recognises lifetime ECL when there has been a significant increase in credit risk since initial recognition. However, if the credit risk on the financial instrument has not increased significantly since initial recognition, The Group measures the loss allowance for that financial instrument at an amount equal to 12-month ECL.

Lifetime ECL represents the expected credit losses that will result from all possible default events over the expected life of a financial instrument. In contrast, 12-month ECL represents the portion of lifetime ECL that is expected to result from default events on a financial instrument that are possible within 12 months after the reporting date.

**Notes to the consolidated financial statements  
for the year ended 31 December 2019 (continued)**

**4. Significant accounting policies (continued)**

**Financial instruments (continued)**

**Financial assets (continued)**

*Impairment of financial assets (continued)*

In assessing whether the credit risk on a financial instrument has increased significantly since initial recognition, the Group compares the risk of a default occurring on the financial instrument at the reporting date with the risk of a default occurring on the financial instrument at the date of initial recognition. In making this assessment, the Group considers both quantitative and qualitative information that is reasonable and supportable, including historical experience and forward-looking information that is available without undue cost or effort. Forward-looking information considered includes the future prospects of the industries in which the Group's debtors operate, obtained from economic expert reports, financial analysts, governmental bodies, relevant think-tanks and other similar organisations, as well as consideration of various external sources of actual and forecast economic information that relate to the Group's core operations

Financial assets are assessed as credit impaired when one or more events that have a detrimental impact on the estimated future cash flows of that asset have occurred.

ECL are the discounted product of the Probability of Default (PD), Exposure at Default (EAD), and Loss Given Default (LGD). The PD represents the likelihood of a borrower defaulting on its financial obligation, either over the next 12 months (12M PD), or over the remaining lifetime (Lifetime PD) of the obligation. EAD represents the expected exposure in the event of a default. The Group derives the EAD from the current exposure to the financial instruments and potential changes to the current amounts allowed under the contract including amortisation. The EAD of a financial asset is its gross carrying amount. The LGD represents expected loss conditional on default, its expected value when realised and the time value of money.

The Group expects to apply the simplified approach to recognise lifetime expected credit losses for its trade receivables as permitted by IFRS 9. Accordingly, trade receivables which are not credit impaired and which do not have significant financing component is categorised under stage 2 and lifetime ECL is recognised.

Objective evidence that debt instrument is impaired includes whether any payment of principal or profit is overdue by more than 90 days or there are any known difficulties in the cash flows including the sustainability of the counterparty's business plan, credit rating downgrades, breach of original terms of the contract, its ability to improve performance once a financial difficulty has arisen, deterioration in the value of collateral etc. The Group assesses whether objective evidence of impairment exists on an individual basis for each individually significant asset and collectively for others not deemed individually significant.

Loss allowances for ECL are presented as a deduction from the gross carrying amount of the financial assets for amortised cost assets.

**Notes to the consolidated financial statements  
for the year ended 31 December 2019 (continued)****4. Significant accounting policies (continued)****Financial instruments (continued)****Financial assets (continued)***Derecognition of financial assets*

The Group derecognises a financial asset only when the contractual rights to the cash flows from the asset expire, or when it transfers the financial asset and substantially all the risks and rewards of ownership of the asset to another entity. If the Group neither transfers nor retains substantially all the risks and rewards of ownership and continues to control the transferred asset, the Group recognises its retained interest in the asset and an associated liability for amounts it may have to pay. If the Group retains substantially all the risks and rewards of ownership of a transferred financial asset, the Group continues to recognise the financial asset and also recognises a collateralised borrowing for the proceeds received.

On derecognition of a financial asset measured at amortised cost, the difference between the asset's carrying amount and the sum of the consideration received and receivable is recognised in profit or loss. In addition, on derecognition of an investment in a debt instrument classified as at FVTOCI, the cumulative gain or loss previously accumulated in the investments revaluation reserve is reclassified to profit or loss. In contrast, on derecognition of an investment in equity instrument which the Group has elected on initial recognition to measure at FVTOCI, the cumulative gain or loss previously accumulated in the investments revaluation reserve is not reclassified to profit or loss, but is transferred to retained earnings.

**Financial liabilities**

All financial liabilities are measured subsequently at amortised cost using the effective interest method or at FVTPL.

*Financial liabilities at FVTPL*

Financial liabilities at FVTPL are stated at fair value, with any gains or losses arising on changes in fair value recognised in the consolidated statement of profit or loss to the extent that they are not part of a designated hedging relationship. The net gain or loss recognised in the consolidated statement profit or loss incorporates any interest paid on the financial liability.

However, for financial liabilities that are designated as at FVTPL, the amount of change in the fair value of the financial liability that is attributable to changes in the credit risk of that liability is recognised in statement of other comprehensive income, unless the recognition of the effects of changes in the liability's credit risk in other comprehensive income would create or enlarge an accounting mismatch statement of in profit or loss.

The remaining amount of change in the fair value of liability is recognised in profit or loss. Changes in fair value attributable to a financial liability's credit risk that are recognised in statement of other comprehensive income are not subsequently reclassified to statement of profit or loss; instead, they are transferred to retained earnings upon derecognition of the financial liability.

Gains or losses on financial guarantee contracts issued by the Group that are designated by the Group as at FVTPL are recognised in profit or loss.

**Notes to the consolidated financial statements  
for the year ended 31 December 2019 (continued)****4. Significant accounting policies (continued)****Financial instruments (continued)****Financial liabilities (continued)***Financial liabilities measured subsequently at amortised cost*

Financial liabilities that are not designated as FVTPL, are measured subsequently at amortised cost using the effective interest method.

The effective interest method is a method of calculating the amortised cost of a financial liability and of allocating interest expense over the relevant period. The effective interest rate is the rate that exactly discounts estimated future cash payments (including all fees and points paid or received that form an integral part of the effective interest rate, transaction costs and other premiums or discounts) through the expected life of the financial liability, or (where appropriate) a shorter period, to the amortised cost of a financial liability.

*Derecognition of financial liabilities*

The Group derecognises financial liabilities when, and only when, the Group's obligations are discharged, cancelled or have expired. The difference between the carrying amount of the financial liability derecognised and the consideration paid and payable is recognised in profit or loss.

**Provisions**

Provisions are recognised when the Group has a present legal or constructive obligation as a result of a past event, it is probable that the Group will be required to settle the obligation, and the amount can be reliably estimated.

The amount recognised as a provision is the best estimate of the consideration required to settle the obligation at the reporting date, taking into account the risks and uncertainties surrounding the obligation.

When some or all of the economic benefits required to settle a provision are expected to be recovered from a third party, a receivable is recognised as an asset if it is virtually certain that reimbursement will be received and the amount of receivable can be measured reliably.

**Employee benefits**

A provision is made for the estimated liability for employees' entitlement to annual leave and leave passage as a result of services rendered by the employees up to the reporting date.

Provision is also made for the end of service benefits due to employees in accordance with the United Arab Emirates (UAE) Labour Law for their periods of service up to the reporting date except for employees for whom the provision for the end of service benefits is made in accordance with the Group's policy. The Group's policy entitles employees' end of service to the benefits as per the UAE Labour Law. The provision relating to the employees' end of service benefits is disclosed as a non-current liability. The provision relating to annual leave and leave passage is disclosed as a current liability.

For employees, eligible for UAE National Pension Plan, the Group recognises employer's contributions on accrual basis in profit or loss, determined in accordance with the relevant applicable laws. Other than the monthly pension contribution, there is no further obligation on the Group.

**Notes to the consolidated financial statements  
for the year ended 31 December 2019 (continued)****4. Significant accounting policies (continued)****Foreign currencies**

For the purpose of these consolidated financial statements, United Arab Emirates Dirhams (AED) is the functional and the presentation currency of the Group.

Transactions in currencies other than AED (foreign currencies) are recorded at the rates of exchange prevailing at the dates of the transactions. At the end of each reporting period, monetary items denominated in foreign currencies are retranslated at the rates prevailing at the end of reporting period. Non-monetary items carried at fair value that are denominated in foreign currencies are retranslated at the rates prevailing at the date when the fair value was determined. Non-monetary items that are measured in terms of historical cost in a foreign currency are not retranslated.

Exchange differences are recognised in profit or loss in the period in which they arise.

**Leases**

*Policy applicable from 1 January 2019*

**The Group as lessee**

The Group assesses whether contract is or contains a lease, at inception of the contract. The Group recognises a right-of-use asset and a corresponding lease liability with respect to all lease arrangements in which it is the lessee, except for short-term leases (defined as leases with a lease term of 12 months or less) and leases of low value assets. For these leases, the Group recognises the lease payments as an operating expense on a straight-line basis over the term of the lease unless another systematic basis is more representative of the time pattern in which economic benefits from the leased assets are consumed.

The lease liability is initially measured at the present value of the lease payments that are not paid at the commencement date, discounted by using the rate implicit in the lease. If this rate cannot be readily determined, the Group uses its incremental borrowing rate.

Lease payments included in the measurement of the lease liability comprise:

- fixed lease payments (including in-substance fixed payments), less any lease incentives;
- variable lease payments that depend on an index or rate, initially measured using the index or rate at the commencement date;
- the amount expected to be payable by the lessee under residual value guarantees;
- the exercise price of purchase options, if the lessee is reasonably certain to exercise the options; and
- payments of penalties for terminating the lease, if the lease term reflects the exercise of an option to terminate the lease

The lease liability is presented as a separate line item in the consolidated statement of financial position.

The lease liability is subsequently measured by increasing the carrying amount to reflect interest on the lease liability (using effective interest method) and by reducing the carrying amount to reflect the lease payments made.

**Notes to the consolidated financial statements  
for the year ended 31 December 2019 (continued)**

**4. Significant accounting policies (continued)**

**Leases (continued)**

*Policy applicable from 1 January 2019 (continued)*

The Group remeasures the lease liability (and makes a corresponding adjustment to the related right-of-use asset) whenever:

- the lease term has changed or there is a change in the assessment of exercise of a purchase option, in which case the lease liability is remeasured by discounting the revised lease payments using a revised discount rate.
- the lease payments change due to changes in an index or rate or a change in expected payment under a guaranteed residual value, in which cases the lease liability is remeasured by discounting the revised lease payments using the initial discount rate (unless the lease payments change is due to a change in a floating interest rate, in which case a revised discount rate is used).
- a lease contract is modified and the lease modification is not accounted for as a separate lease, in which case the lease liability is remeasured by discounting the revised lease payments using a revised discount rate.

The Group did not make any such adjustments during the periods presented.

The right-of-use assets are depreciated over the shorter period of lease term and useful life of the underlying asset. If a lease transfers ownership of the underlying asset or the cost of the right-of-use of asset reflects that the Group expects to exercise a purchase option, the related right-of-use asset is depreciated over the useful life of the underlying asset. The depreciation starts at the commencement date of the lease.

The right-of-use of assets are presented as a separate line in the consolidated statement of financial position.

The Group applies IAS 36 to determine whether a right-of-use asset is impaired and accounts for an identified impairment loss as described in the 'Vessels, property and equipment' policy.

Variable rents that do not depend on an index or rate are not included in the measurement of the lease liability and the right-of-use asset. The related payments are recognised as an expense in the period in which the event or condition that triggers those payments occurs.

As a practical expedient, IFRS 16 permits a lessee not to separate non-lease components, and instead account for any lease and associated non-lease components as a single arrangement. The Group has not used this practical expedient.

The Group as lessor

The Group enters into lease agreements as a lessor with respect to some of its investment properties. The Group also rents equipment to retailers necessary for the presentation and customer fitting and testing of footwear and equipment manufactured by the Group.

Leases for which the Group is a lessor are classified as finance or operating leases. Whenever the terms of the lease transfer substantially all the risks and rewards of ownership to the lessee, the contract is classified as a finance lease. All other leases are classified as operating leases.

**Notes to the consolidated financial statements  
for the year ended 31 December 2019 (continued)**

**4. Significant accounting policies (continued)**

**Leases (continued)**

*Policy applicable from 1 January 2019 (continued)*

When the Group is an intermediate lessor, it accounts for the head lease and the sublease as two separate contracts. The sublease is classified as a finance or operating lease by reference to the right-of-use asset arising from the head lease.

Rental income from operating leases is recognised on a straight-line basis over the term of the relevant lease. Initial direct costs incurred in negotiating and arranging an operating lease are added to the carrying amount of the leased asset and recognised on a straight-line basis over the lease term.

Amounts due from lessees under finance leases are recognised as receivables at the amount of the Group's net investment in the leases. Finance lease income is allocated to accounting periods so as to reflect a constant periodic rate of return on the Group's net investment outstanding in respect of the leases.

When a contract includes lease and non-lease components, the Group applies IFRS 15 to allocate consideration under the contract to each component.

*Leases under IAS 17, applicable before 1 January 2019*

Leases are classified as finance leases whenever the terms of the lease transfer substantially all the risks and rewards of ownership to the lessee. All other leases are classified as operating leases.

The Group as lessor

Amounts due from lessees under finance leases are recognised as receivables at the amount of the Group's net investment in the leases. Finance lease income is allocated to accounting periods so as to reflect a constant periodic rate of return on the Group's net investment outstanding in respect of the leases.

Rental income from operating leases is recognised on a straight-line basis over the term of the relevant lease. Initial direct costs incurred in negotiating and arranging an operating lease are added to the carrying amount of the leased asset and recognised on a straight-line basis over the lease term.

The Group as lessee

Assets held under finance leases are initially recognised as assets of the Group at their fair value at the inception of the lease or, if lower, at the present value of the minimum lease payments. The corresponding liability to the lessor is included in the consolidated statement of financial position as a finance lease obligation.

Lease payments are apportioned between finance expenses and reduction of the lease obligation so as to achieve a constant rate of interest on the remaining balance of the liability. Finance expenses are recognised immediately in profit or loss, unless they are directly attributable to qualifying assets, in which case they are capitalised in accordance with the Group's general policy on borrowing costs. Contingent rentals are recognised as expenses in the periods in which they are incurred.

Operating lease payments are recognised as an expense on a straight-line basis over the lease term, except where another systematic basis is more representative of the time pattern in which economic benefits from the leased asset are consumed. Contingent rentals arising under operating leases are recognised as an expense in the period in which they are incurred. In the event that lease incentives are received to enter into operating leases, such incentives are recognised as a liability. The aggregate benefit of incentives is recognised as a reduction of rental expense on a straight-line basis, except where another systematic basis is more representative of the time pattern in which economic benefits from the leased asset are consumed.

**Notes to the consolidated financial statements  
for the year ended 31 December 2019 (continued)****4. Significant accounting policies (continued)****Borrowing costs**

Borrowing costs directly attributable to the acquisition, construction or production of qualifying assets, which are assets that necessarily take a substantial period of time to get ready for their intended use or sale, are added to the cost of those assets, until such time as the assets are substantially ready for their intended use or sale.

Investment income earned on the temporary investment of specific borrowings pending their expenditure on qualifying assets is deducted from the borrowing costs eligible for capitalisation. The other borrowing costs are recognised in profit or loss in the period in which they are incurred.

Bank borrowings are recognised initially at fair value, net of transaction costs incurred. Bank borrowings are subsequently carried at amortised cost. Any difference between the proceeds (net of transaction costs) and the redemption value is recognised in the consolidated statement of comprehensive income over the period of the bank borrowings using the effective profit rate method.

Fees paid on the establishment of loan facilities are recognised as transaction costs of the loan to the extent that it is probable that some or all of the facility will be drawn down. In this case, the fee is deferred until the draw-down occurs. To the extent there is no evidence that it is probable that some or all of the facility will be drawn down, the fee is capitalised as a pre-payment for liquidity services and amortised over the period of the facility to which it relates.

Borrowings are removed from the consolidated statement of financial position when the obligation specified in the contract is discharged, cancelled or expired. The difference between the carrying amount of a financial liability that has been extinguished or transferred to another party and the consideration paid, including any non-cash assets transferred or liabilities assumed, is recognised in the consolidated statement of profit or loss and other comprehensive income.

Where the terms of a financial liability are renegotiated and the entity issues equity instruments to a creditor to extinguish all or part of the liability (debt for equity swap), a gain or loss is recognised in profit or loss, which is measured as the difference between the carrying amount of the financial liability and the fair value of the equity instruments issued.

Borrowings are classified as current liabilities unless the Group has an unconditional right to defer settlement of the liability for at least 12 months after the reporting period.

General and specific borrowing costs that are directly attributable to the acquisition, construction or production of qualifying assets are capitalised during the period of time that is required to complete and prepare the asset for its intended use or sale. Qualifying assets are assets that necessarily take a substantial period of time to get ready for their intended use or sale.

Investment income earned on the temporary investment of specific borrowings pending their expenditure on qualifying assets is deducted from the borrowing costs eligible for capitalisation.

**Value added tax (VAT)**

Expenses and assets are recognised net of the amount of VAT, except when the VAT incurred on a purchase of assets or services is not recoverable from the taxation authority, in which case, the VAT is recognised as part of the cost of acquisition of the asset or as part of the expense item, as applicable

The net amount of VAT recoverable from, or payable to, the taxation authority is included as part of receivables or payables in the consolidated statement of financial position.



**Notes to the consolidated financial statements  
for the year ended 31 December 2019 (continued)**

**5. Critical accounting judgments and key sources of estimation uncertainty**

***Critical judgments in applying the Group's accounting policies***

In the process of applying the Group's accounting policies, which are described in Note 4, management has made the following judgments that has a significant effect on the amounts recognised in the consolidated financial statements (apart from those involving estimations, which are dealt with below).

*Determining the lease term*

In determining the lease term, management considers all facts and circumstances that create an economic incentive to exercise an extension option, or not exercise a termination option. Extension options (or periods after termination options) are only included in the lease term if the lease is reasonably certain to be extended (or not terminated).

*Taxes*

The Group has exposure to taxes primarily in the Kingdom of Saudi Arabia. Significant judgment is involved in determining the provision for tax. There are certain transactions and computations for which the ultimate tax determination is uncertain during the ordinary course of business. The Group recognises liabilities for expected tax issues based on estimates of whether additional taxes will be due. Where the final tax outcome of these matters is different from the amounts that were initially recognised, such differences will impact the tax provision in the period in which such determination is made.

***Key sources of estimation uncertainty***

The following are the key assumptions concerning the future, and other key sources of estimation uncertainty at the end of the reporting period, that have a significant risk of causing a material adjustment to the carrying amounts of assets and liabilities within the next financial year.

*Impairment of vessels and goodwill*

Impairment exist when the carrying value of an asset or cash generating unit exceeds its recoverable amount, which is the higher of its fair value less cost of disposal and its value in use. The fair value less cost of disposal calculation is based on available data from binding sales transactions, conducted at arm's length, for similar assets or observable market prices less incremental costs of disposing of the assets. The value in use calculation is based on a Discounted Cash Flow (DCF) model.

The cash flows are derived from the budget of the remaining useful life of the vessels and do not include restructuring activities that the Group is not yet committed to or significant future investments that will enhance the performance of the vessels being tested. The recoverable amount is sensitive to the discount rate used for the DCF model as well as the expected future cash inflows and the growth rate used for the extrapolation purposes. These estimates are most relevant to impairment of vessels and goodwill recognised by the Group. The key assumptions used to determine the recoverable amount for the different CGUs, including a sensitivity analysis, are disclosed and further explained in Note 7 and 9 of these consolidated financial statements.

*Estimating useful lives of vessels, property and equipment*

The Group estimates the useful lives of property, vessels and equipment based on the period over which the assets are expected to be available for use. The estimated useful lives are reviewed periodically and are updated if expectations differ from previous estimates due to physical wear and tear, technical or commercial obsolescence and legal or other limits on the use of the assets. In addition, estimation of the useful lives of property, vessels and equipment is based on collective assessment of industry practice, internal technical evaluation and on the historical experience with similar assets. It is possible, however, that future results of operations could be materially affected by changes in estimates brought about by changes in factors mentioned above. The amounts and timing of recorded expenses for any period would be affected by changes in these factors and circumstances.

**Notes to the consolidated financial statements  
for the year ended 31 December 2019 (continued)**

**5. Critical accounting judgments and key sources of estimation uncertainty (continued)**

***Key sources of estimation uncertainty (continued)***

*Calculation of loss allowance*

When measuring ECL the Group uses reasonable and supportable forward looking information, which is based on assumptions for the future movement of different economic drivers and how these drivers will affect each other.

Loss given default is an estimate of the loss arising on default. It is based on the difference between the contractual cash flows due and those that the lender would expect to receive, taking into account cash flows from collateral and integral credit enhancements.

Probability of default constitutes a key input in measuring ECL. Probability of default is an estimate of the likelihood of default over a given time horizon, the calculation of which includes historical data, assumptions and expectations of future conditions.

*Allowance for slow moving obsolete inventory*

The Group reviews its inventory to assess loss on account of obsolescence on a regular basis. In determining whether allowance for obsolescence should be recorded in profit or loss, the Group makes judgments as to whether there is any observable data indicating that there is any future saleability of the product and the net realisable value for such product. Accordingly, provision for impairment is made where the net realisable value is less than cost based on best estimates by the management. The provision for obsolescence of inventory is based on the physical identification and the past movement of the inventory.

**6. Operating segments**

**Business segments**

Operating segments are reported in a manner consistent with the internal reporting provided to the chief operating decision-maker. The chief operating decision-maker has been identified as the Group's Executive Committee who make strategic decisions. The Executive Committee reviews the Group's internal reporting in order to assess performance and allocate resources. Management has determined the operating segments based on these reports.

The Group comprises the following main business segments:

- *Vessel owning and chartering*: Chartering of vessels to customers;
- *Ship management*: Technical management of vessels;
- *Marine products sales and distribution*: Trading of goods such as supplies, chemicals and gases required for ships;
- *Shipping and technical services*: Providing agency services to ships calling at ports; and providing workshop services for boats
- *Other*: Includes management of all divisions and administrative activities.

Vessel owning and chartering, marine products sales and distribution and shipping services meet criteria required by IFRS 8: *Operating Segments* and reported as separate operating segments. Other segments do not meet the quantitative thresholds required by IFRS 8, and the results of these operations are included in the 'Other' column.

**Geographical segments**

The Group's Executive Committee does not consider the geographical distribution of the Group's operations to be relevant for their internal management analysis and therefore no geographical segment information has been disclosed.

All operating segments' results are reviewed regularly by the Group's Executive Committee to make decisions about resources to be allocated to the segment and assess their performance, and for which discrete financial information is available.

**Notes to the consolidated financial statements  
for the year ended 31 December 2019 (continued)**

**6. Operating segments (continued)**

	<b>Vessel owning and chartering AED'000</b>	<b>Ship management AED'000</b>	<b>Marine product sales and distribution AED'000</b>	<b>Shipping and technical services AED'000</b>	<b>Other AED'000</b>	<b>Inter- segment elimination AED'000</b>	<b>Total AED'000</b>
Operating revenue	159,162	5,440	102	6,906	-	(5,349)	166,261
Operating costs	(172,832)	-	(34)	(4,300)	-	5,349	(171,817)
Other income	-	-	114	28	1,488	(1,036)	594
General and administrative expenses	(2,024)	(6,183)	(195)	(8,535)	(16,657)	1,036	(32,558)
Finance costs	(33,407)	(7)	-	(34)	(2,427)	-	(35,875)
Provision for impairment of vessels	(178,217)	-	-	-	-	-	(178,217)
Provision for impairment of goodwill	-	-	-	-	(76,449)	-	(76,449)
Liabilities no longer required written back	54	130	-	-	2,730	-	2,914
Income tax	-	-	-	-	(1,830)	-	(1,830)
<b>Reportable segment loss</b>	<b>(227,264)</b>	<b>(620)</b>	<b>(13)</b>	<b>(5,935)</b>	<b>(93,145)</b>	<b>-</b>	<b>(326,977)</b>
<b>At 31 December 2019</b>							
<b>Reportable segment assets</b>	<b>1,179,866</b>	<b>20,951</b>	<b>803</b>	<b>17,820</b>	<b>1,553,044</b>	<b>(1,558,314)</b>	<b>1,214,170</b>
<b>Reportable segment liabilities</b>	<b>(964,677)</b>	<b>(23,870)</b>	<b>(1,586)</b>	<b>(9,613)</b>	<b>(717,589)</b>	<b>1,105,721</b>	<b>(611,614)</b>

**Notes to the consolidated financial statements  
for the year ended 31 December 2019 (continued)**

**6. Operating segments (continued)**

	Vessel owning and chartering AED'000	Ship management AED'000	Marine product sales and distribution AED'000	Shipping and technical services AED'000	Other AED'000	Inter segment elimination AED'000	Total AED'000
Operating revenue	132,195	5,034	404	14,112	-	(4,668)	147,077
Operating costs	(122,753)	-	(210)	(10,006)	-	4,668	(128,301)
Other income	1,061	-	122	26	1,087	(1,036)	1,260
General and administrative expenses	(2,783)	(7,044)	(178)	(3,744)	(31,151)	1,036	(43,864)
Finance costs	(21,488)	-	-	-	(805)	-	(22,293)
Liabilities no longer required written back	3,550	-	-	-	5,177	-	8,727
Share of net loss of a joint venture	(682)	-	-	-	-	-	(682)
Income tax	-	-	-	-	(1,830)	-	(1,830)
Reportable segment (loss)/profit (restated)	<u>(10,900)</u>	<u>(2,010)</u>	<u>138</u>	<u>388</u>	<u>(27,522)</u>	<u>-</u>	<u>(39,906)</u>
At 31 December 2018							
Reportable segment assets (restated)	<u>1,933,122</u>	<u>17,169</u>	<u>11,555</u>	<u>16,440</u>	<u>1,383,046</u>	<u>(1,836,036)</u>	<u>1,525,296</u>
Reportable segment liabilities (restated)	<u>(1,263,771)</u>	<u>(19,469)</u>	<u>(12,602)</u>	<u>(2,639)</u>	<u>(679,000)</u>	<u>1,382,062</u>	<u>(595,419)</u>

**Notes to the consolidated financial statements  
for the year ended 31 December 2019 (continued)**

**7. Vessels, property and equipment**

	<b>Vessels AED'000</b>	<b>Leasehold improvements AED'000</b>	<b>Equipment AED'000</b>	<b>Furniture and fixtures AED'000</b>	<b>Vehicles AED'000</b>	<b>Capital work-in- progress AED'000</b>	<b>Total AED'000</b>
<b>Cost</b>							
At 1 January 2018	1,155,086	3,702	2,627	503	531	108,045	1,270,494
Acquired through business combination [Note 9(a)]	336,087	-	-	-	-	-	336,087
Additions	54,166	143	547	-	8	27,771	82,635
Disposals	(19,124)	-	-	-	-	-	(19,124)
Assets written off	-	-	-	-	(111)	(108,045)	(108,156)
At 31 December 2018	1,526,215	3,845	3,174	503	428	27,771	1,561,936
Additions	28,344	-	7	1	-	7,136	35,488
Transfer from capital-work-in-progress to vessels	34,907	-	-	-	-	(34,907)	-
Disposals	(538)	-	(554)	-	-	-	(1,092)
<b>At 31 December 2019</b>	<b>1,588,928</b>	<b>3,845</b>	<b>2,627</b>	<b>504</b>	<b>428</b>	<b>-</b>	<b>1,596,332</b>
<b>Accumulated depreciation and impairment losses</b>							
At 1 January 2018	315,159	1,457	1,893	79	507	108,045	427,140
Charge for the year	52,998	462	214	131	13	-	53,818
Relating to assets written off	-	-	-	-	(111)	(108,045)	(108,156)
At 31 December 2018	368,157	1,919	2,107	210	409	-	372,802
Charge for the year	66,047	463	250	92	10	-	66,862
Disposals	-	-	(158)	-	-	-	(158)
Impairment loss	178,217	-	-	-	-	-	178,217
<b>At 31 December 2019</b>	<b>612,421</b>	<b>2,382</b>	<b>2,199</b>	<b>302</b>	<b>419</b>	<b>-</b>	<b>617,723</b>
<b>Carrying value</b>							
<b>At 31 December 2019</b>	<b>976,507</b>	<b>1,463</b>	<b>428</b>	<b>202</b>	<b>9</b>	<b>-</b>	<b>978,609</b>
At 31 December 2018 (restated)	1,158,058	1,926	1,067	293	19	27,771	1,189,134

**Notes to the consolidated financial statements  
for the year ended 31 December 2019 (continued)**

**7. Vessels, property and equipment (continued)**

- (a) Vessels with a net book value of AED 859,265 thousand (2018: AED 1,091,158 thousand) as at 31 December 2019 are mortgaged as security for bank borrowings (Note 18).
- (b) The carrying value of vessel held under finance leases at 31 December 2019 was AED 78,690 thousand (2018: AED 121,148 thousand). Leased assets are pledged as security for the related finance leases (Note 17).
- (c) During 2018, the Group acquired a vessel for an amount of AED 10,460 thousand. The vessel is intended to be converted into an oil stimulation vessel to service the specific requirements of a time charter due to be implemented in January 2019. The vessel was initially disclosed as capital work-in-progress during the conversion. Conversion was completed during the year and the vessel was reclassified from capital work-in-progress to 'vessels' as at 31 December 2019.
- (d) During the year ended 31 December 2019, the Group recorded provision for impairment on vessels amounting to AED 178,217 thousand. The provision for impairment was calculated by comparing the carrying value of vessels and its recoverable amount, which is the higher of its fair value less cost of disposal and its value in use.

The value in use of these vessels have been determined by discounting the cash flow projections from the continuing use of the vessels till the end of their useful lives. Cash flow projections are based on past experience and business plans approved by management and is based on the following assumptions:

- Revenue of time charter vessels have been determined based on rates as per the contracts where as revenue for vessels on spot charter have been determined based on expected future TCE rates;
- Vessel running cost have been determined using a mix of actual expense of prior year and budgeted expense for next year with normal inflationary impact;
- Other expenses such as dry docking has been estimated using the historical trend of such cost of the vessels and expected cost to be incurred in future;
- Residual value has been determined using the steel value at the end of useful life of vessel; and
- The net cash flows have been discounted using discount rate of 8.5% per annum

*Sensitivity analysis*

As at 31 December 2019, if the discount rate used was 0.5% higher, with all other variables held constant, the impairment loss would increase by AED 16,544 thousand, if the discount rate used was 0.5% lower, with all other variables held constant, the impairment loss would reduce by AED 19,415 thousand.

- (e) Depreciation expense has been allocated as follows:

	<b>2019</b>	2018
	<b>AED'000</b>	AED'000
Operating cost (Note 23)	<b>66,047</b>	52,443
General and administrative expenses (Note 24)	<b>815</b>	1,375
Balance at 31 December	<b>66,862</b>	53,818

**Notes to the consolidated financial statements  
for the year ended 31 December 2019 (continued)**

**8. Right-of-use assets**

The Group has obtained office premises on lease. The lease term of such office premises is five years. The Group's obligations are secured by the lessor's title to the leased assets for such leases.

	<b>Office premises AED'000</b>
1 January 2019 (restated)	3,901
Amortisation	(1,076)
31 December 2019	<b>2,825</b>

**9. Acquisition of a subsidiary**

**(a) Business combination**

During 2018, the Group obtained control of Gulf Navigation Livestock Carrier Ltd. Inc, a wholly owned subsidiary of Aksab Investments LLC, which is registered in the Republic of Panama, for a purchase consideration of AED 420,000 thousand. Out of AED 420,000 thousand, an amount of AED 20,000 thousand was payable on 31 December 2019 and 31 December 2018 respectively (Note 20). During the year, the Group finalised the purchase price allocation and accordingly, a goodwill of AED 83,913 thousand has been recognised and the consolidated financial statements have been restated accordingly.

The following table summarises the restated amounts of assets and liabilities acquired and consideration paid at the date of acquisition.

	<b>AED'000 (Audited and restated)</b>
<b>Assets –</b>	
Vessels	336,087
Total identifiable net assets on fair value	336,087
Less: Consideration paid and payable	(420,000)
<b>Goodwill (restated)</b>	<b>83,913</b>
<b>Cash flow on acquisition</b>	
Net cash acquired	-
Net cash outflow on acquisition	<b>(400,000)</b>

As per the clause 5 of the Sale Framework Agreement, the Group shall obtain a valuation report on the vessels with an effective date being the second anniversary of completion, determining a valuation of the vessels at that date (the 'New Valuation'), taking into account the actual charter rates achieved and certain market factors as determined by the valuer. The valuation report for the New Valuation shall be produced by a reputable valuer appointed by the Group and shall be determined in accordance with materially the same methodology, and utilising the same assumptions, as were employed by the report determined at the time of purchase of the vessels (referred to as the 'Report').

**Notes to the consolidated financial statements  
for the year ended 31 December 2019 (continued)**

**9. Acquisition of a subsidiary (continued)**

The New Valuation will be performed by the Group in October 2020, being the second anniversary of the completion and then the Group will evaluate the impact of such guarantee (Note 32).

**(b) Goodwill**

	<b>2019</b> <b>AED'000</b>	2018 AED'000 (Restated)
Balance at 1 January	<b>219,912</b>	135,999
Addition during the year [Note 9(a)]	-	83,913
Impairment during the year	<b>(76,449)</b>	-
	<hr/>	<hr/>
Balance at 31 December	<b>143,463</b>	219,912
	<hr/> <hr/>	<hr/> <hr/>

The goodwill of AED 135,999 thousand that arose at the time of the Initial public offer (IPO) has been allocated to the vessel owning and charter segment of the business.

Management reviews the business performance based on the type of business. Management has identified the vessel owning and chartering division, marine products sales and distribution division and agency division as its main type of businesses. Goodwill is monitored by management at the operating segment level.

The recoverable amount of all Cash Generating Units (CGUs) has been determined based on the higher of value-in-use or fair value less cost to sell. In order to determine the value-in-use, as mentioned in Note 7(d), its calculation uses pre-tax cash flow projections based on estimated charter rates using currently available market information and historical trends for vessels which are not on long term time charter. Cash flows beyond the signed charter party agreement are extrapolated using the estimated growth rate. The growth rate does not exceed the long-term average growth rate for the business in which the CGU operates. Discount rate of 8.50% have been used for the discounting the cash flows. Consequently, an impairment of AED 76,449 thousand has been recorded.

As at 31 December 2019, if the discount rate used was 0.5% higher, with all other variables held constant, the impairment loss on goodwill would increase by AED 18,997 thousand, if the discount rate used was 0.5% lower, with all other variables held constant, the impairment loss would reduce by AED 18,388 thousand.

**10. Investment in a joint venture**

	<b>2019</b> <b>AED'000</b>	2018 AED'000
Balance at 1 January	-	300
Share of net loss in joint ventures	-	(682)
Other movements	-	382
	<hr/>	<hr/>
Balance at 31 December	-	-
	<hr/> <hr/>	<hr/> <hr/>



**Notes to the consolidated financial statements  
for the year ended 31 December 2019 (continued)**

**10. Investment in a joint venture (continued)**

Investment in a joint venture represents the Group's 50% interest in Gulf Stolt Tankers DMCCO whose principal activity is ship owning. The joint venture, which was formed in accordance with an agreement with Stolt-Nielsen Indian Ocean Middle East Service Limited, is currently under liquidation.

Summary financial information of the joint venture, not adjusted for the percentage ownership held by the Group is as follows:

**Gulf Stolt Tankers DMCCO**

	<b>2019</b> <b>AED'000</b>	2018 AED'000
Current assets	-	4,698
Current liabilities	-	(779)
<b>Net assets</b>	<b>-</b>	<b>3,919</b>
Revenue	-	-
Expenses	-	(682)
<b>Loss for the year</b>	<b>-</b>	<b>(682)</b>

**11. Inventories**

	<b>2019</b> <b>AED'000</b>	2018 AED'000
Spare parts	7,241	9,223
Vessel oil and lubricants	2,564	4,411
Others	70	122
	<b>9,875</b>	<b>13,756</b>

(a) Inventory consumption for the year was AED 9,804 thousand (2018: AED 7,785 thousand).

**12. Trade and other receivables**

	<b>2019</b> <b>AED'000</b>	2018 AED'000
Trade receivables [Note 12(b)]	19,397	18,737
Loss allowance	(3,338)	(985)
	<b>16,059</b>	17,752
Receivable on dilution of investment in a subsidiary [Note 12(a)]	14,640	14,640
Advance to suppliers	10,430	3,464
Prepayments	2,855	3,515
Receivable towards sale of vessel	-	16,104
Other receivables	7,014	7,822
	<b>50,998</b>	<b>63,297</b>

**Notes to the consolidated financial statements  
for the year ended 31 December 2019 (continued)**

**12. Trade and other receivables (continued)**

- (a) The Group is currently in discussions with the minority shareholder in terms of the latter's future involvement in the Group's subsidiary. A final agreement is expected to be agreed after the end of the reporting period.
- (b) The credit period on trade receivables ranges from 30 to 120 days (2018: 30 to 120 days) from invoice date. Before accepting any new customer, the Group assesses the potential customer's credit quality and assigns credit limits by customer. Credit limits and credit scoring attributed to customers are reviewed at regular intervals. Of the trade receivables balance at the end of the year AED 11,554 thousand (2018: AED 8,238 thousand) representing 60% (2018: 44%) of the total receivables is due from four customers (2018: three customers). There are no other customers who represent more than 5% of the total trade receivables at the reporting date.

The Group measures the loss allowance for trade receivables at an amount equal to lifetime expected credit losses (ECL). The ECL on trade receivables are estimated on the basis of a loss rate approach by segmenting its debtors on the basis of shared risk characteristics at initial recognition. In order to develop its loss rates, the Group considers the past default experience of the debtor and an analysis of the debtor's current financial position, adjusted for factors that are specific to the debtors, general economic conditions and forward looking elements of the industry in which the debtors operate and an assessment of both the current as well as the forecast direction of conditions at the reporting date.

The following table details the risk profile of trade receivables based on the Group's provision matrix. As the Group's historical credit loss experience does not show significantly different loss patterns for different customer segments, the provision for loss allowance based on past due status is not further distinguished between the Group's different customer base:

	<b>Expected credit loss rate</b>	<b>Gross carrying amount at default AED'000</b>	<b>Impaired receivables AED'000</b>	<b>Net receivables AED'000</b>
<b>31 December 2019</b>				
0 to 90 days	<b>0.2%</b>	<b>5,054</b>	<b>8</b>	<b>5,046</b>
91 to 120 days	<b>1.7%</b>	<b>362</b>	<b>6</b>	<b>356</b>
121 to 150 days	<b>2.5%</b>	<b>244</b>	<b>6</b>	<b>238</b>
151 to 365 days	<b>27.1%</b>	<b>3,267</b>	<b>886</b>	<b>2,381</b>
More than 365 days	<b>23.2%</b>	<b>10,470</b>	<b>2,432</b>	<b>8,038</b>
		<b>19,397</b>	<b>3,338</b>	<b>16,059</b>
<b>31 December 2018</b>				
0 to 90 days	0.3%	9,657	33	9,624
91 to 120 days	0.0%	628	-	628
121 to 150 days	12.1%	215	26	189
151 to 365 days	0.4%	1,823	8	1,815
More than 365 days	14.3%	6,414	918	5,496
		<b>18,737</b>	<b>985</b>	<b>17,752</b>

**Notes to the consolidated financial statements  
for the year ended 31 December 2019 (continued)**

**12. Trade and other receivables (continued)**

- (b) The following table shows the movement in lifetime ECL that has been recognised for trade receivables in accordance with the simplified approach set out in IFRS 9:

	<b>Collectively assessed AED'000</b>	<b>Individually assessed AED'000</b>	<b>Total AED'000</b>
Balance as at 1 January 2018	-	235	235
Net re-measurement of loss allowance	-	750	750
	<hr/>	<hr/>	<hr/>
Balance as at 31 December 2018	-	985	985
Net re-measurement of loss allowance	-	2,353	2,353
	<hr/>	<hr/>	<hr/>
<b>Balance as at 31 December 2019</b>	<b>-</b>	<b>3,338</b>	<b>3,338</b>

- (c) Trade receivables include an amount of AED 7,584 thousand related to a customer against which the Group has initiated legal proceedings for the recovery of its dues. Management recorded an allowance of AED 267 thousand against the receivable as at 31 December 2019. Management's assessment is largely based on its view that the Group would be able to settle trade payables amounting to AED 7,317 thousand (Note 20), related to the same transaction, against the receivable balance.

**13. Cash and cash equivalents**

	<b>2019 AED'000</b>	<b>2018 AED'000</b>
Cash on hand	157	420
Cash at banks	28,243	33,859
	<hr/>	<hr/>
Cash and bank balances	28,400	34,279
Restricted cash [Note 13(a)]	(11,479)	(11,149)
	<hr/>	<hr/>
<b>Cash and cash equivalents</b>	<b>16,921</b>	<b>23,130</b>

- (a) Restricted cash represents cash held in certain bank accounts for payment of dividends and dry docking costs.
- (b) Balances with banks are assessed to have low credit risk of default since these banks are highly regulated by the central banks of the United Arab Emirates. Accordingly, the management of the Company estimates the loss allowance on balances with banks at the end of the reporting period at an amount equal to 12 month ECL. None of the balances with banks at the end of the reporting period are past due, and taking into account the historical default experience and the current credit ratings of the banks, the management of the Company have assessed that the impairment amount is immaterial, and hence have not recorded any loss allowances on these balances.

**Notes to the consolidated financial statements  
for the year ended 31 December 2019 (continued)**

**14. Share capital**

	<b>2019</b>	2018
	<b>AED'000</b>	AED'000
<b>Authorised:</b>		
1,019,209,250 shares (2018: 1,000,000,000 shares) of AED 1 each	<b>1,019,209</b>	1,000,000
<b>Issued and fully paid up:</b>		
1,019,209,250 shares (2018: 919,209,250 shares) of AED 1 each	<b>1,019,209</b>	919,209

On 28 February 2019, the Group finalised the conversion of previously issued Islamic convertible sukuk bonds into 100,000,000 ordinary shares of AED 1 each. The increase in authorised capital to 1,019,209,250 shares, as approved by the shareholders in 2018 were approved by the regulatory authority on 19 February 2019. The Group incurred a cost of AED 344 thousand in connection with the conversion of sukuk which is presented as "Other reserves" in the consolidated statement of changes in equity.

**15. Statutory reserve**

As required by the UAE Federal Law No. (2) of 2015, and the Group's Articles of Association, 10% of the profit for the year is required to be transferred to a statutory reserve. The Group may resolve to discontinue such annual transfers when the reserve totals 50% of the paid-up share capital. The reserve is not available for distribution except in the circumstances as stipulated by the law. During the year, no amount has been transferred to the statutory reserve.

**16. Islamic convertible sukuk**

	<b>2019</b>	2018
	<b>AED'000</b>	AED'000
Islamic convertible sukuk	-	100,000

On 18 November 2018, the Group issued an Islamic convertible sukuk (the "Sukuk") for a value of AED 100,000 thousand by way of a private placement to Wahat Al Zaweya Investment & Real Estate Development LLC, in accordance with, *inter alia*, the following terms:

- Security: Mandatory Convertible Islamic Sukuk
- Type of Sukuk – in compliance with Islamic Shari'a
- Value of Sukuk – AED 100,000 thousand
- Number of Sukuk – 100,000,000
- Type of conversion: Mandatory to be converted into shares in the Group in accordance with the terms and conditions of the Sukuk and without the need for any future approvals to the conversion process from the general assembly of the Group or the regulatory authorities.
- Conversion price: AED 1 per Sukuk
- Interest rate per sukuk - 0%
- Conversion period: 3 months from the issuance date ending on 18 February 2019

On 28 February 2019, the Group finalised the conversion of the previously issued Islamic convertible sukuk bonds into 100,000,000 ordinary shares of AED 1 each.

**Notes to the consolidated financial statements  
for the year ended 31 December 2019 (continued)**

**17. Finance leases**

	<b>2019</b> <b>AED'000</b>	2018 AED'000
Amounts payable under finance leases:		
Within one year	<b>19,401</b>	11,090
Between two to five years	<b>66,873</b>	75,172
	<hr/> <b>86,274</b>	<hr/> 86,262
Less: Finance charges applicable to future years	<b>(26,055)</b>	(24,815)
	<hr/> <b>60,219</b>	<hr/> 61,447
Present value of lease obligations	<hr/> <b>60,219</b>	<hr/> 61,447
	<hr/> <b>6,976</b>	<hr/> 3,663
Within one year	<b>53,243</b>	57,784
Between 2-5 years	<hr/> <b>60,219</b>	<hr/> 61,447
Less: Current portion	<b>(6,976)</b>	(3,663)
	<hr/> <b>53,243</b>	<hr/> 57,784
Non-current portion	<hr/> <b>53,243</b>	<hr/> 57,784

- (a) On 28 November 2017, the Group entered into a finance lease agreement to support the acquisition of vessels from GST. The liability is payable on a monthly basis at the rate of AED 28,548 per day for a period of 5 years and a final repayment of AED 44,718 thousand on 29 November 2022. During the year, the Group repaid an amount of AED 1,075 thousand (2018: AED 7,410 thousand).
- (b) As of 31 December 2019, the lease liabilities pertaining to rights-to-use assets amounted to AED 3,123 thousand (2018: AED 3,650 thousand).

**18. Borrowings**

	<b>2019</b> <b>AED'000</b>	2018 AED'000
Current	<b>117,555</b>	323,835
Non-current	<hr/> <b>277,848</b>	<hr/> 78,695

**Notes to the consolidated financial statements  
for the year ended 31 December 2019 (continued)**

**18. Borrowings (continued)**

The movements of bank borrowings are summarised as below:

	<i>Term- loan I AED'000</i>	<i>Term- loan II AED'000</i>	<i>Term- loan III AED'000</i>	<i>Term- loan IV AED'000</i>	<i>Total AED'000</i>
Balance at 1 January 2019	253,681	61,713	27,759	59,377	402,530
Add: amortisation of arrangement fee	573	149	-	127	849
Add: availed during the year	257,170	-	-	-	257,170
Less: repaid during the year	(266,455)	(4,223)	(348)	(2,000)	(273,026)
Balance at 31 December 2019	244,969	57,639	27,411	57,504	387,523
Less: Current portion	(34,386)	(12,628)	(5,157)	(57,504)	(109,675)
Non-current portion	210,583	45,011	22,254	-	277,848

The movements of bank borrowings are summarised as below:

	<i>Term- loan I AED'000</i>	<i>Term- loan II AED'000</i>	<i>Term- loan III AED'000</i>	<i>Term- loan IV AED'000</i>	<i>Total AED'000</i>
Balance at 1 January 2018	305,385	70,064	-	-	375,449
Add: availed during the year	-	-	30,000	59,377	89,377
Less: repaid during the year	(51,704)	(8,351)	(2,241)	-	(62,296)
Balance at 31 December 2018	253,681	61,713	27,759	59,377	402,530
Less: Current portion	(253,681)	(8,351)	(2,426)	(59,377)	(323,835)
Non-current portion	-	53,362	25,333	-	78,695

**(a) Term loan I**

The term-loan of AED 676,331 thousand was availed by the Group to acquire chemical tankers costing AED 795,684 thousand. This loan carries interest at LIBOR plus margin and is payable in 39 quarterly instalments commencing from 1 August 2008. Final repayment of AED 253,681 thousand was made during the current year.

On 17 July 2019, the Group refinanced the arrangement by way of sale and lease back agreement with another financial institution which enables it to make earlier repayment of the term loan. The restructuring is similar to a financing arrangement whereby previous liabilities have been settled and new liabilities have been recognised.

On 19 July 2019, the Group entered into a refinancing arrangement "the Agreement" to refinance Term Loan I from borrowings. The liability is payable on a monthly basis at the rate of AED 43,920 per day for the first 12 months and 139,446 per day for the period of 4 years and a final repayment of AED 128,638 thousand on 19 July 2024. During the year, the Group repaid an amount of AED 12,774 thousand.

**Notes to the consolidated financial statements  
for the year ended 31 December 2019 (continued)**

**18. Borrowings (continued)**

**(a) Term loan I (continued)**

The significant covenant for the above financing arrangement is maintaining the leverage ratio on quarterly basis on the payment date starting three (3) months after the first drawdown and also prior to the exercise of a purchase option as depicted below:

<b>Months</b>	<b>0-12</b>	<b>13-24</b>	<b>25-36</b>	<b>37-48</b>	<b>49-60</b>
Maximum Leverage Ratio	80.00%	72.50%	65.00%	57.50%	50.00%

As of the date of these financials, the Group is in compliance with the above-mentioned covenant.

The management of Group has completed an assessment and have concluded that the Agreement does not qualify as a 'sale transaction' as defined by IFRS 15: *Revenue from Contracts with Customers* as the management has a mandatory purchase option to buy back the vessels at the end of the lease term. Accordingly, management has treated this transaction as a financing arrangement whereby previous liabilities have been settled and new liabilities have been recognised.

**(b) Term loan II**

Term loan of AED 74,238 thousand (net of arrangement fees) was availed to the support the acquisition of chemical tankers from GST. This loan carries interest at EIBOR plus margin and is payable in 20 quarterly instalments commencing from 21 September 2017 and a final payment of AED 32,500 thousand on 21 March 2023.

**(c) Term loan III**

Term loan of AED 30,000 thousand was availed by the Group to support acquisition and conversion of an oil stimulation vessel. This loan carries interest at EIBOR plus margin and is payable in 27 equal quarterly instalments commencing from 7 December 2018 with a final payment on 7 June 2025.

**(d) Term loan IV**

Term loan of AED 59,377 thousand (net of arrangement fees) was availed to the support acquisition of livestock vessels. This loan carries interest at EIBOR plus margin and is payable in 16 quarterly instalments commencing from 29 May 2019 with a final payment 29 November 2023.

Term loans II, III and IV above are covered by various forms and combinations of security which include:

- assignment of related vessels mortgage;
- pledge of shares of subsidiaries owning these vessels; and
- corporate guarantee by the parent company, intermediate parent and/or associated companies.

The significant covenants for the above term loans include the following:

- the current assets at all times exceed the current liabilities;
- maintain at all times a cash and cash equivalents balance of over a certain percentage of the net debt;
- ensure that the consolidated market adjusted equity is over a certain percentage of the consolidated total market adjusted assets; and
- ensure that the aggregate free market value of the vessels is over a certain percentage of the net debt

As at 31 December 2019, the Group remained in breach of financial covenants with its lenders for term loan IV. Such breach has rendered the loan to be technically payable on demand and as such, it is classified as current at 31 December 2019. The Group's management are in discussions with the lenders to regularise the loan and do not believe that these loans will be called by the lenders.

**Notes to the consolidated financial statements  
for the year ended 31 December 2019 (continued)**

**18. Borrowings (continued)**

**(e) Short term loans**

- (i) On 7 January 2019, the Group obtained a short term murabaha facility of AED 7,346 thousand carrying a fixed interest rate. The short term loan was due to mature in April 2019 however the maturity was extended to 30 June 2020.

**19. Provision for employees' end of service benefits**

	<b>2019</b> <b>AED'000</b>	2018 AED'000
Balance at 1 January	<b>1,640</b>	1,480
Charge for the year (Note 25)	<b>467</b>	390
Payments during the year	<b>(295)</b>	(230)
Balance at 31 December	<b>1,812</b>	1,640

Provision for employees' end of service benefits is made in accordance with the UAE labour law, and is based on current remuneration and cumulative years of service at the reporting date.

**20. Trade and other payables**

	<b>2019</b> <b>AED'000</b>	2018 AED'000
Trade payables [Note 20(b)]	<b>29,248</b>	37,141
Dividend payable	<b>10,566</b>	10,600
Advance from customers	<b>10,766</b>	7,138
Consideration payable on acquisition of a business [Note 9(a)]	<b>20,000</b>	20,000
Interest payable on borrowings	<b>6,000</b>	3,491
Tax accrual [Note 20(c)]	<b>10,563</b>	13,220
Dry-docking related accruals	<b>2,100</b>	9,728
Provisions and other payables	<b>27,350</b>	28,484
	<b>116,593</b>	129,802

- (a) The Group was able to derecognise liabilities totalling AED 2,914 thousand (2018: AED 8,727 thousand) during the year ended 31 December 2019 which is included within 'Liabilities no longer required written back' in profit or loss.
- (b) Trade payables include an amount of AED 7,317 thousand payable to port authorities which is expected to be settled against the receivable of AED 7,584 thousand [Note 12(c)].
- (c) During the year ended 31 December 2018, a branch of the Group received a letter from the tax authorities noting that the branch's returns for the financial years from 2010 to 2016 did not comply with the tax regulations. In Q4 of 2018, the Group entered into an agreement with the tax authorities for an amount of AED 18 million towards full and final settlement of its tax dues for prior years up to 2016. Out of AED 18 million, the Group has settled AED 7 million as of 31 December 2018. During the year ended 31 December 2019, the Group made the payment of AED 4.7 million.

As of 31 December 2019, the Group continues to recognise provision prospectively based on the agreement with tax authorities. The Group has also recorded provision on the 1% penalty of the due balance.



**Notes to the consolidated financial statements  
for the year ended 31 December 2019 (continued)**

**21. Related party transactions**

- (a) The Group, in the normal course of business carries out transactions with other business enterprises that fall within the definition of a related party contained in IAS 24. These transactions are carried out at mutually agreed rates.

Related parties include the major shareholders, directors, key management personnel of the Group, and their related entities that have control, joint control or significant influence over the Group. Pricing policies and terms of these transactions are approved by the Group's management.

- (b) During the year, the Group entered into the following significant transactions with related parties in the ordinary course of business at mutually agreed terms and conditions:

	<b>2019</b> <b>AED'000</b>	2018 AED'000
Finance cost – loans from related parties (Note 27)	<b>1,326</b>	770

- (c) The outstanding balances of amounts due (to) / from related parties are given below:

	<b>2019</b> <b>AED'000</b>	2018 AED'000
<i>Joint Venture</i>		
Gulf Stolt Tankers DMCCO	<b>(144)</b>	1,017

Amount due to / from a related party is interest free, unsecured and will be settled on demand

	<b>2019</b> <b>AED'000</b>	2018 AED'000
(d) <i>Loan from related parties</i>		
Major shareholders	<b>37,443</b>	-

The loan obtained from the major shareholders was utilised to finance dry docking of chemical tankers. Out of the total outstanding balance, loan amounting to AED 5,000 thousand is interest free while the remaining loan balance carries interest at fixed rate. Both loans will be repayable on 30 June 2021.

- (e) *Key management remuneration*

	<b>2019</b> <b>AED'000</b>	2018 AED'000
Salaries and other benefits	<b>3,654</b>	6,294
End of service benefits	<b>85</b>	74

The key management remuneration excludes expenses reimbursed amounting to AED 166 thousand (2018: AED 169 thousand).

- (f) The Directors of the Group have not charged any fees to the Group during the year ended 31 December 2019.

**Notes to the consolidated financial statements  
for the year ended 31 December 2019 (continued)**

**22. Operating revenue**

The Group derives its revenue from contracts with customers for the transfer of goods and services over time and at a point in time in the following major streams of revenue. This is consistent with the revenue information that is disclosed for each reportable segment under IFRS 8 (Note 6).

	<b>2019</b> <b>AED'000</b>	2018 AED'000
Vessel chartering	<b>159,162</b>	132,192
Shipping services	<b>6,622</b>	13,563
Marine products sales and distribution	<b>102</b>	407
Technical services	<b>284</b>	549
Ship management	<b>91</b>	366
	<b>166,261</b>	147,077

**23. Operating costs**

	<b>2019</b> <b>AED'000</b>	2018 AED'000 (Restated)
<i>Vessel chartering:</i>		
Ship running - vessels	<b>95,722</b>	60,571
Ship running - crew boats	<b>4,841</b>	3,821
Vessel depreciation (excluding crew boats)	<b>53,421</b>	45,274
Amortisation of dry docking costs	<b>12,626</b>	7,169
Ship repair	<b>873</b>	1,250
<i>Shipping services:</i>		
Operating costs	<b>4,199</b>	9,848
<i>Marine products sales and distribution</i>	<b>34</b>	210
<i>Technical services</i>	<b>101</b>	158
	<b>171,817</b>	128,301

**24. General and administrative expenses**

	<b>2019</b> <b>AED'000</b>	2018 AED'000
Staff costs (Note 25)	<b>15,456</b>	17,780
Professional fees	<b>3,922</b>	14,112
Foreign exchange loss	<b>939</b>	4,210
Other administrative expenses	<b>12,241</b>	7,762
	<b>32,558</b>	43,864

The Group did not make any social contributions during the year ended 31 December 2019 (2018: Nil).

**Notes to the consolidated financial statements  
for the year ended 31 December 2019 (continued)**

**25. Staff costs**

	<b>2019</b> <b>AED'000</b>	2018 AED'000
Salaries and wages	<b>13,153</b>	13,757
Employees' end of service benefits (Note 19)	<b>467</b>	390
Other benefits	<b>1,836</b>	3,633
	<u><b>15,456</b></u>	<u>17,780</u>

**26. Earnings per share**

	<b>2019</b>	2018
<b>Loss for the year (AED'000)</b>	<u><b>(324,932)</b></u>	<u>(40,016)</u>
Number of shares (Note 14)	<u><b>1,019,209,250</b></u>	<u>919,209,250</u>
Basic and diluted earnings per share	<u><b>AED (0.324)</b></u>	<u>AED (0.046)</u>

Basic earnings per share is calculated by dividing the profit attributable to owners of the Group by the weighted average number of ordinary shares in issue. On 18 November 2018, the Group issued 100,000,000 Islamic convertible bonds which have an impact on diluted earnings per share.

**27. Finance Costs**

	<b>2019</b> <b>AED'000</b>	2018 AED'000
Finance cost on:		
- Term loans	<b>33,246</b>	21,422
- Murabaha financing facility	<b>837</b>	-
- Loan from shareholders [Note 21(b)]	<b>1,326</b>	770
- Other loans	<b>201</b>	-
Other charges	<b>265</b>	101
	<u><b>35,875</b></u>	<u>22,293</u>

**Notes to the consolidated financial statements  
for the year ended 31 December 2019 (continued)**

**28. Operating leases as a lessor**

The Group leases its marine vessels under operating leases (time charters). The lease rental is usually negotiated to reflect market rentals upon entering into/renewal of the charter. Future minimum lease rentals receivable under the non-cancellable operating leases (excluding those owned by the joint venture) are as follows:

	2019 AED'000	2018 AED'000
Not later than one year	108,504	106,578
Between one year and five years	296,357	395,495
Beyond five years	-	6,880
	<u>404,861</u>	<u>508,953</u>

**29. Financial instruments by category**

	2019 AED'000	2018 AED'000
<b>Financial assets</b>		
<i>Loans and receivables</i>		
Trade and other receivables (excluding advance to suppliers and prepayments)	37,713	56,318
Due from a related party	-	1,017
Cash and bank balances	28,400	34,279
	<u>66,113</u>	<u>91,614</u>
<b>Financial liabilities</b>		
<i>Other financial liabilities</i>		
Trade and other payables (excluding advance from customers)	105,827	122,664
Borrowings	395,403	402,530
Loan from related parties	37,443	-
Due to a related party	144	-
Finance leases	60,219	61,447
	<u>599,036</u>	<u>586,641</u>

**30. Commitments**

*(a) Capital expenditure commitment*

The capital expenditure commitment of Group amounted to AED 3,219 thousand (2018: AED 4,026 thousand).

**Notes to the consolidated financial statements  
for the year ended 31 December 2019 (continued)**

**30. Commitments (continued)**

*(b) Operating lease commitments*

The commitments with respect to non-cancellable operating leases is as follows:

	<b>2019</b> <b>AED'000</b>	2018 AED'000
Not later than 1 year	-	1,070
Later than one year and no later than 5 years	-	2,580
	<u>-</u>	<u>3,650</u>

**31. Guarantees**

	<b>2019</b> <b>AED'000</b>	2018 AED'000
Bank guarantees	<u>105</u>	<u>105</u>

The Group has bank guarantees arising in the ordinary course of business from which it is anticipated that no material liabilities will arise.

**32. Contingencies**

*Contingent liabilities*

Legislation and regulations regarding legal ownership, taxation and foreign currency transactions are constantly evolving in a number of territories in which the Group operates. The various legislation and registrations are not always clearly written and their interpretation is subject to the opinions of the local and national authorities. Instances of inconsistent opinions between local and national authorities are not unusual.

The Group policy is to accrue a loss in the accounting period in which such loss is deemed probable and the amount is reasonably determinable.

The Group operations and financial position will continue to be affected by political developments including the application of existing and future legislation and regulations. The Group is satisfied that these contingencies, as related to its operations, are not any more significant than those of similar enterprises operating in its industry and territories.

*Contingent assets*

One of the major shareholder of the Company has provided an irrecoverable and unconditional undertaking and guarantee securing the performance of seller of livestock vessels as determined in the sale framework agreement of the vessel. As per the sale framework agreement, the seller provided a guarantee that in the event the value of the vessels (as determined by an independent third party valuer within a period of years following the date of transfer of ownership of vessels to the buyer) is lower than the purchase prices/values of the vessels set out in the sales contract, then seller will pay the difference in such values of the vessels as determined by the Sales Contract and the fair valuation report determined at the time of sale. Further, the seller has also guaranteed that if the Net Charter Rates are not achieved or in the event that the vessels are out of business at any time during the five years then seller will pay an amount equal to the difference in values between the actual charter hire rate earned by the vessels and the net charter rates.

As of the reporting date, the Group is in the process of assessing the amount of such guarantee to be recognised at the expiry of two years i.e. in October 2020.

**Notes to the consolidated financial statements  
for the year ended 31 December 2019 (continued)****33. Financial risk management****33.1. Financial risk factors****Overview**

The Group has exposure to the following risks from its use of financial instruments:

- a) Market risk,
- b) Credit risk, and
- c) Liquidity risk.

This note presents information about the Group's exposure to each of the above risks, the Group's objectives, policies and processes for measuring and managing risk and the Group's management of capital.

The Board of Directors has overall responsibility for the establishment and oversight of the Group's risk management framework. Group's senior management are responsible for developing and monitoring the Group's risk management policies and report regularly to the Board of Directors on their activities.

The Group's overall risk management programme focuses on the unpredictability of financial markets and seeks to minimise potential adverse effects on the Group's financial performance. Risk management is carried out by the finance department under the policies approved by the Board of Directors. The Group Finance team identifies and evaluates financial risks in close co-operation with the Group's operating units. The Board of Directors provides written principles for overall risk management, as well as written policies covering specific areas, such as foreign exchange risk, profit rate risk and credit risk and investing excess liquidity. Key financial risk management reports are produced monthly on a Group level and provided to the key management personnel of the Group.

**Market risk***Foreign exchange risk*

The Group is not significantly exposed to foreign exchange risk as the majority of its sales, purchases and borrowings are primarily denominated in the respective functional currencies of Group companies or in AED which is pegged to USD. Amounts in USD have been translated into AED at the rate of USD 1 = AED 3.66 as there is a constant peg between USD and AED.

*Price risk*

The Group is not exposed to any significant price risk.

*Fair value profit rate risk*

The Group is not exposed to any significant fair value profit rate risk due to changes in profit rates.

*Cash flow profit rate risk*

The Group's profit rate risk principally arises from long-term borrowings at variable rates. Borrowings issued at variable rates expose the Group to cash flow profit rate risk.

**Notes to the consolidated financial statements  
for the year ended 31 December 2019 (continued)**

**33. Financial risk management (continued)**

**33.1. Financial risk factors (continued)**

**Market risk (continued)**

*Cash flow profit rate risk (continued)*

The Group's profit rate risk is monitored by the Group's management on a monthly basis. The profit rate risk policy is approved quarterly by the Board of Directors. Management analyses the Group's profit rate exposure on a dynamic basis. Various scenarios are simulated, taking into consideration refinancing, renewal of existing positions, alternative financing and hedging. Based on these scenarios, the Group calculates the impact on profit and loss of a defined profit rate shift. The scenarios are run only for liabilities that represent the major profit-bearing positions. The simulation is done on a monthly basis to verify that the maximum potential loss is within the limits set by management.

Had the bank borrowing profit rate shifted by 50 basis points (in the case of floating profit rates) and all other variables remained unchanged, the net (loss)/profit and equity of the Group would have changed by AED 2,384 thousand for the year ended 31 December 2019 (2018: AED 1,764 thousand) accordingly.

**Credit risk**

Credit risk mainly arises from trade receivables, cash and bank balances and due from related parties. Only banks and financial institutions which are independently rated or with high reputation are accepted. Other receivables and due from related parties, except provided for, are fully recoverable at the reporting date.

The credit quality of the financial assets held with banks can be assessed by reference to external credit ratings as follows:

<i>Counterparty</i>	<i>Rating (Moody's)</i>		<b>2019</b> <b>AED'000</b>	<b>2018</b> <b>AED'000</b>
	<b>2019</b> <b>AED'000</b>	<b>2018</b> <b>AED'000</b>		
<b>Banks</b>				
A	<b>Aa1</b>	n/a	<b>13,454</b>	-
B	<b>n/a</b>	A2	-	20,725
C	<b>Aa3</b>	Aa3	<b>10,564</b>	10,601
D	<b>Baa1</b>	Baa1	<b>49</b>	1,117
E	<b>A2</b>	A2	<b>2,781</b>	694
F	<b>A1</b>	A1	<b>915</b>	549
G	<b>A3</b>	A3	<b>430</b>	115
H	<b>Baa1</b>	Baa1	<b>27</b>	27
I	<b>Aa3</b>	Aa3	<b>23</b>	23
J	<b>A3</b>	A3	-	3
K	<b>A1</b>	A1	-	3
L	<b>A3</b>	A3	-	1
M	<b>Baa1</b>	Baa1	-	1
Cash at banks (Note 13)			<b>28,243</b>	<b>33,859</b>

The credit risk related to trade and other receivables is disclosed in Note 12.

**Notes to the consolidated financial statements  
for the year ended 31 December 2019 (continued)**

**33. Financial risk management (continued)**

**33.1. Financial risk factors (continued)**

**Liquidity risk**

Cash flow forecasting is performed in the operating entities of the Group and aggregated by Group Finance. Group Finance monitors the rolling forecast of the Group's liquidity requirements to ensure that it has sufficient cash to meet operational needs while maintaining sufficient headroom on its undrawn committed borrowing facilities at all times so that the Group does not breach borrowing limits or covenants (where applicable) on any of its borrowing facilities and also to cover the future capital requirements. Such forecasting takes into consideration the Group's debt financing plans, covenant compliance and compliance with internal consolidated statement of financial position ratio targets.

The following are the contractual maturities of financial liabilities, including estimated finance cost payments and including the impact of netting agreements:

	<i>Carrying amount AED'000</i>	<i>Contractual cash flows AED'000</i>	<i>Less than 1 year AED'000</i>
<b><i>At 31 December 2019</i></b>			
Trade and other payables (excluding advance from customers and dividend payable)	<b>95,261</b>	<b>95,261</b>	<b>95,261</b>
Due to a related party	<b>144</b>	<b>144</b>	<b>144</b>
Bank borrowings	<b>395,403</b>	<b>484,374</b>	<b>140,251</b>
Finance leases	<b>60,219</b>	<b>83,150</b>	<b>17,772</b>
	<b>551,027</b>	<b>662,929</b>	<b>253,428</b>
	<i>Carrying amount AED'000</i>	<i>Contractual cash flows AED'000</i>	<i>Less than 1 year AED'000</i>
<b><i>At 31 December 2018</i></b>			
Trade and other payables (excluding advance from customers and dividend payable)	112,064	112,064	112,064
Bank borrowings	402,530	422,105	329,427
Finance leases	61,447	86,756	10,685
	576,041	620,925	452,176

The future finance cost in respect of bank borrowings amounts to AED 36,983 thousand (2018: AED 44,883 thousand). The payment profile of this finance cost is as follows:

	<b>2019 AED'000</b>	<b>2018 AED'000</b>
Not later than one year	<b>16,188</b>	12,614
Between one year and five years	<b>20,795</b>	32,269
	<b>36,983</b>	44,883



**Notes to the consolidated financial statements  
for the year ended 31 December 2019 (continued)**

**34. Capital risk management**

The primary objective of the Group's capital management is to maintain an optimal capital structure in order to support its business thereby increasing shareholder's value and benefits for other stakeholders. In order to maintain or adjust the capital structure, the Group may adjust the amount of dividends paid to shareholders, or issue new shares to reduce debt.

The Group monitors capital on the basis of gearing ratio. This ratio is calculated as net debt divided by total capital. Net debt represents 'finance lease', 'bank borrowings' and 'other loans' (part of 'trade and other payables') as shown in the consolidated statement of financial position less 'cash and cash equivalents' as shown in the consolidated statement of cash flows. Total capital is calculated as 'total equity' as shown in consolidated statement of financial position plus net debt.

	<b>2019</b> <b>AED'000</b>	2018 AED'000 (Restated)
Total borrowings (Note 17 & 18)	<b>455,622</b>	463,977
Cash and cash equivalents (Note 13)	<b>(16,921)</b>	(23,130)
Net debt	<b>438,701</b>	440,847
Total equity	<b>602,556</b>	929,777
Total capital	<b>1,041,257</b>	1,370,624
Gearing ratio	<b>42.1%</b>	32.2%

**35. Approval of the consolidated financial statements**

The consolidated financial statements for the year ended 31 December 2019 were approved by Board of Directors and authorised for issue on 25 March 2020.